2023/2024

Greater Efficiency With a System

Products and solutions for intra-company material flow

ssi-schaefer.com

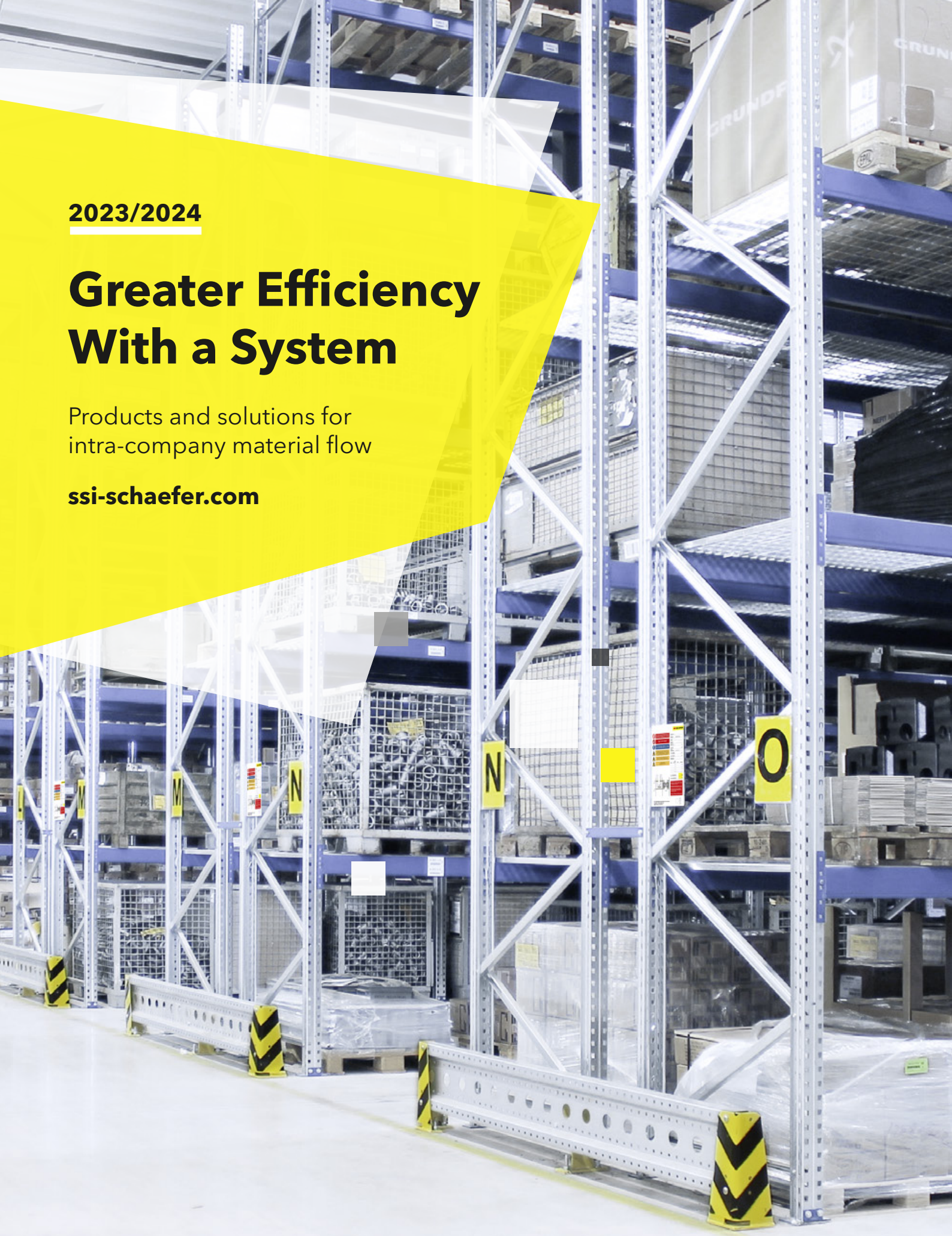

SSI SCHÄFER

Intralogistics Solutions From a Single Source

The SSI SCHAEFER Group is a leading global solution provider for all areas of intralogistics. With innovative technologies and software, the company empowers customers to increase the efficiency and sustainability of their storage, picking, and transport processes.

SSI SCHAEFER offers small and medium-sized enterprises, as well as large companies, cost-effective material handling solutions with industry expertise from a single source. From fully automated warehouses with tailored service and maintenance packages, to robotics and automated guided vehicles, to manual and semi-automatic systems such as workstations, racks, and containers, the company offers a complete solution.

SSI SCHAEFER has also become one of the largest vendors of software for internal material flow. Its comprehensive software portfolio handles everything from warehouse management to material flow control. With state-of-the-art real-time analysis, intelligent data processing and optimization algorithms, it offers every possible option for integrated, sustainable resource management.

Products, Solutions and Services

- Static racks, platform systems
- Pallet, wide, cantilever and mobile shelving
- Dynamic flow and supply racks
- Storage lifts
- Container and pallet conveying systems
- Semi-automated solutions
- WAMAS warehouse management software
- Fully-automated racking systems
- Preventive and Reactive Services
- Life Cycle Management
- Warehouse Safety Management

Everything is Balanced – Scalable Solutions for Growing Demands

The smart logistics solutions from SSI SCHAEFER are designed so that all components interact smoothly and synchronously.

Starting off, just a few racks are usually all you need to store products. Yet, you might quickly run into capacity bottlenecks as your assortment of products grows. Goods are set down anywhere there is space which increases the search effort. With our intralogistics solutions, we ensure transparency, constant availability and prompt order processing that will excite your customers.

All components of the modular system from SSI SCHAEFER can be flexibly adapted and variably combined, making material handling solutions optimally tailored to small and medium-sized companies available for every phase of business development. Process efficiency is thereby assured in a consistent and sustainable manner.

Our experts will accompany you from the first idea and analysis to the implementation of the jointly developed solution and beyond. As business models change, you can always rely on us for advice and scalable systems.

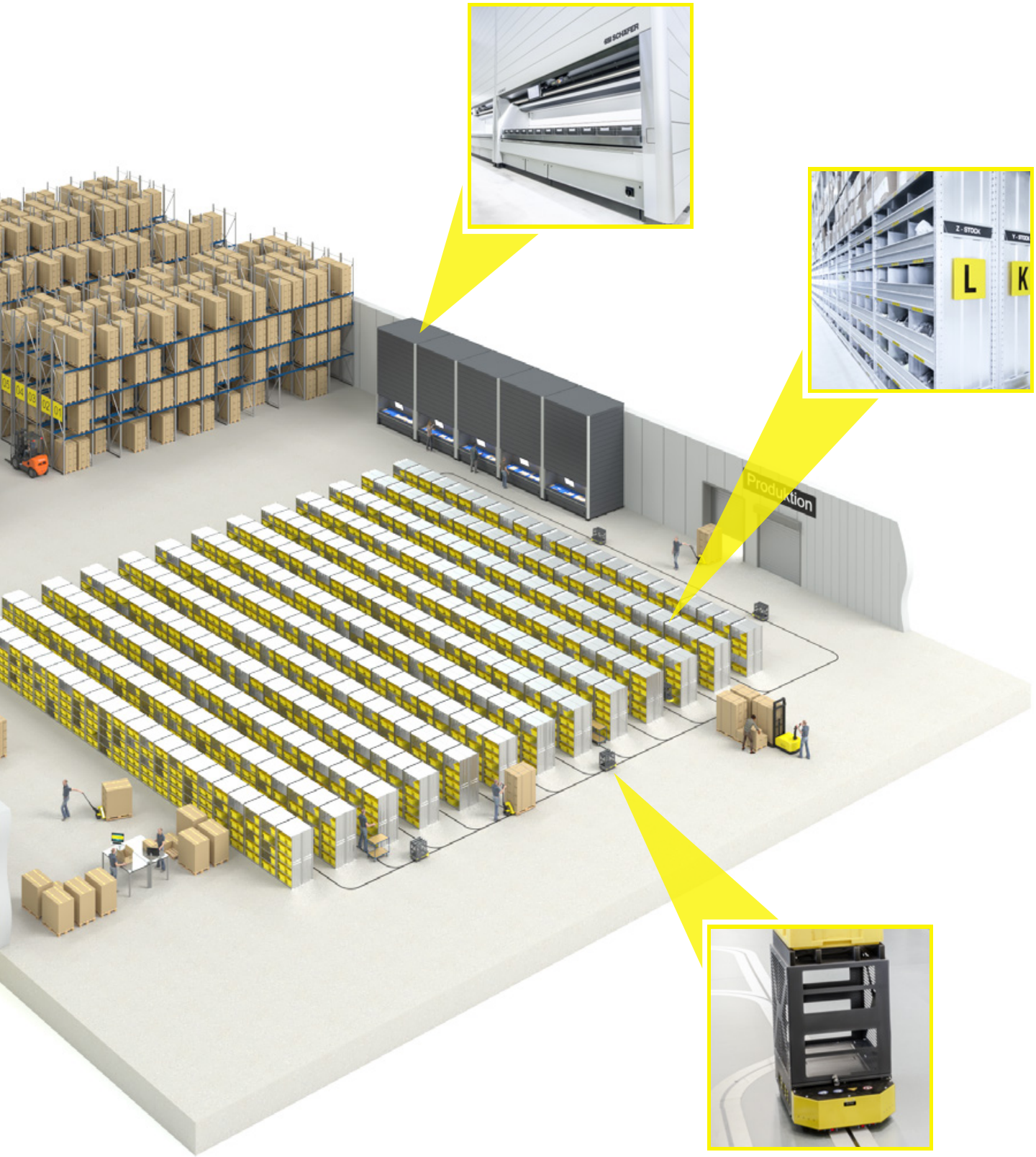
SCHÄFER
L
K
Produktion

Worldwide Presence – Customer Proximity

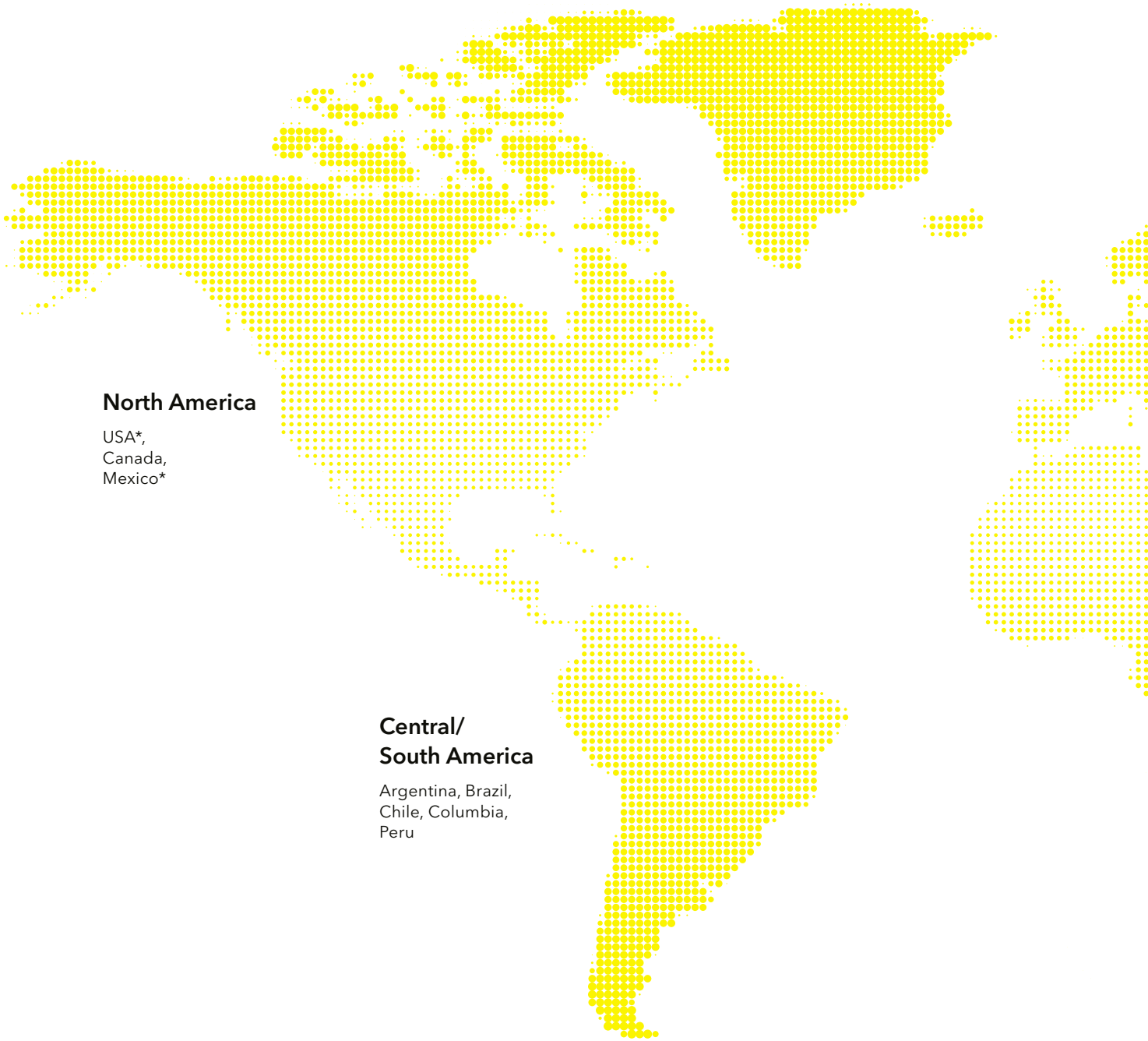

Always nearby: with over 70 operative subsidiaries and 10,000 employees SSI SCHAEFER is a globally operating company and the world's leading solutions provider of modular warehousing and logistics systems.

Around the globe SSI SCHAEFER develops and implements innovative industry sectorspecific concepts and solutions for its customers and thus plays a key role in shaping the future of intralogistics.

* Production sites

Europe

Germany*, Austria*, Belgium, Czech Republic*, Denmark, Finland, France, Hungary, Italy, Latvia, Norway, Poland, Romania, Slovakia, Slovenia, Spain, Sweden, Switzerland, The Netherlands, The UK, Turkey, Ukraine

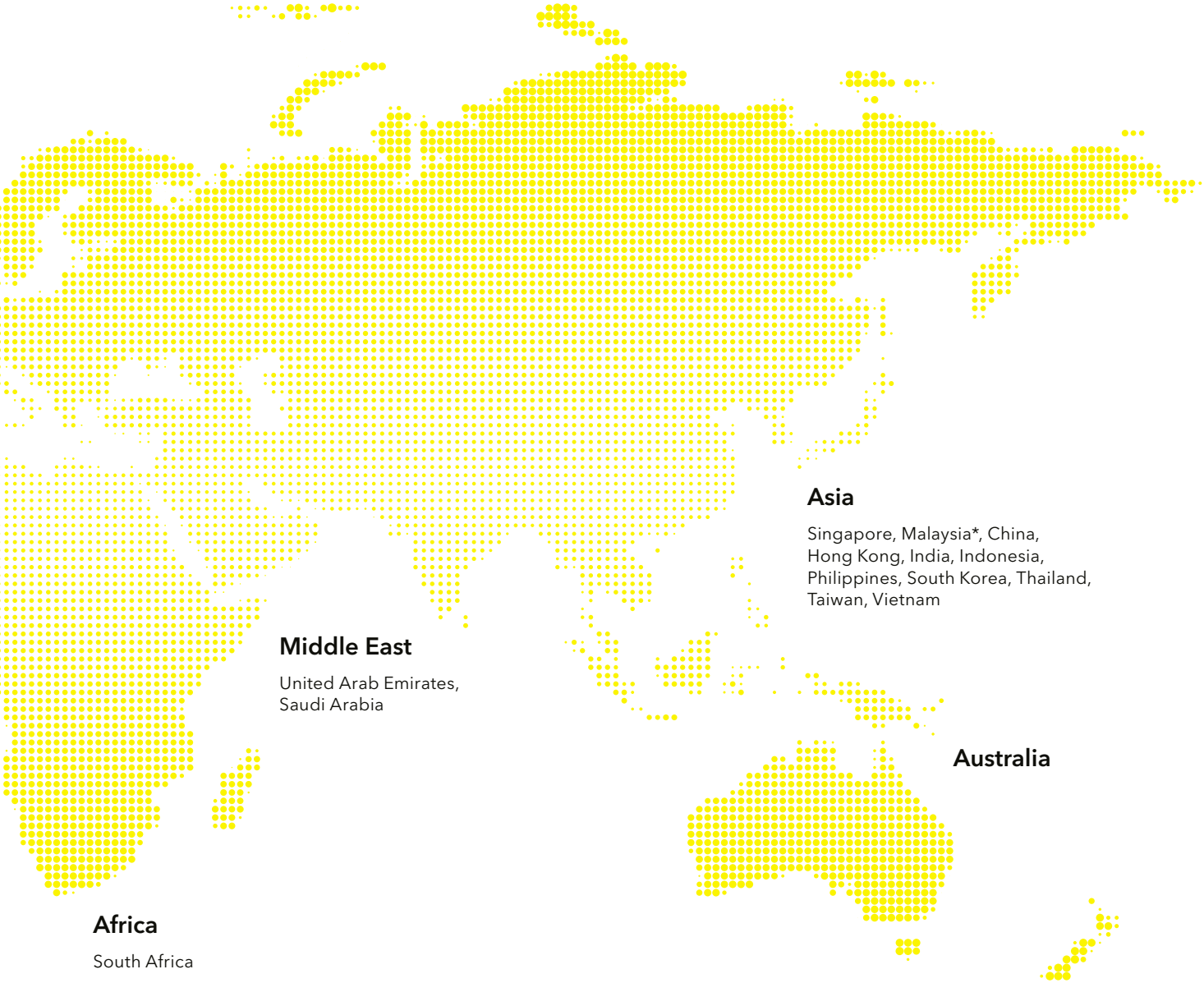

Asia

Singapore, Malaysia*, China, Hong Kong, India, Indonesia, Philippines, South Korea, Thailand, Taiwan, Vietnam

Middle East

United Arab Emirates, Saudi Arabia

Australia

Africa

South Africa

Your contact to SSI SCHAEFER

+49 2735 70-1

info@ssi-schaefer.com

ssi-schaefer.com

Our contact page in the internet

Forward Thinker, Long-Term Partner and Manufacturer

From standard products to complex solutions:
Welcome to SSI SCHAEFER.

Think Tomorrow.

SSI SCHÄFER

Modular shelving systems

Longspan racking systems

Pallet racking systems

Cantilever racking systems

On-line / live storage shelving systems

Customer Service & Support

Modular Shelving Systems for Every Application

Saving space and time are very often the results of effective storage. Whether single or multi-tier facilities, SSI SCHAEFER offers sophisticated, flexible modular shelving systems that guarantee the highest quality solutions for a variety of applications.

Smooth and quick installation as well as comprehensive specialist consultation are the basis for an excellent cost-performance ratio. The proof: thousands of warehouses all over the world equipped by SSI SCHAEFER.

With the appropriate configuration, the R 3000 and R 7000 shelf systems can be expanded into multi-tier platform systems provided that this option is included in the initial order for ground-level racks.

Joint planning on site with your expert consultant from SSI SCHAEFER is the key to selecting the right system.

Contents



R 3000 modular shelving page **A4**

R 7000 modular shelving page **A24**

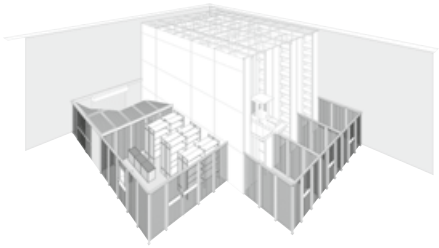

Comprehensive accessories page **A34**

Information **regarding inspection requirements** for **rack systems**

Chapter F, page F4

All specified load values apply for uniformly distributed loads.

Overview of Modular Shelving Systems

R 3000 modular shelving

Areas of use	■ Light to heavy, small and mid-volume goods, bulky goods, platforms
Advantages	■ Completely organized thanks to extensive accessories ■ European dimension modularity ■ Multi-tier installation and platforms can also be retrofitted ■ GS mark of conformity
System	■ Frame system with plug-in design for rapid assembly
Design	■ Frame system, 2 bay lengths, 5 shelf depths, different heights
Load-bearing capacity	■ Up to max. 3,500 kg per rack bay
System layout	■ 53 mm adjustment steps
Upright surface	■ Galvanized
Shelf surface	■ Galvanized/powder-coated light silver
from page	**A4**

R 7000 modular shelving

- Light to heavy, small and mid-volume goods, platforms, high bay storage

- Diverse equipment thanks to extensive accessories
- European dimension modularity
- Multi-tier installation and platforms possible

- Unmounted frame system
- Frame system, 4 bay lengths, 4 shelf depths, various frame heights, frame profiles
- Up to max. 6,000 kg per rack bay
- 53 mm adjustment steps
- Galvanized
- Galvanized/powder-coated light silver

A24

R 3000 – the Multi-Functional Shelving System

R 3000 is a multi-functional shelving system for small and medium parts storage. The upright frame design and the variable bolt-free system without fixed base and top shelves or longitudinal beams offer a completely flexible design of the shelving bays in 53 mm adjustment steps.

R 3000 eliminates the classical separation of shelves, longspan racking and cantilever racking. This means one system serves for everything with subsequent expansion options and complete flexibility should your storage needs change.

The fully closed upright profile is designed for attachment of longitudinal beams and cross braces. Pressed-out lugs on the wider side of the upright allow for attachment of shelves. Cut-outs on both sides of the uprights serve for fixing mezzanine supports.

Variable compartment sizes are created by freely positionable shelves and longitudinal beams available for bay widths 994 and 1,282 mm.

Standardized components allow for multi-tier systems that make optimal use of the available ceiling height. Due to its high load-bearing capacity, the R 3000 shelving system is the ideal solution for multi-tier systems with intermediate platforms.

Multi-Tier Shelving Systems

The upright frames are available in different heights for installation of ground level or multi-tier shelving. The frames are pre-assembled on site, stood up and fitted with shelves or beams and cross-braces for stiffening purposes.

The standard platform height is 2,310 mm. This provides enough head room even after installation of sprinkler, air conditioning and lighting installations, etc. The platform height can be adjusted in 53 mm steps.

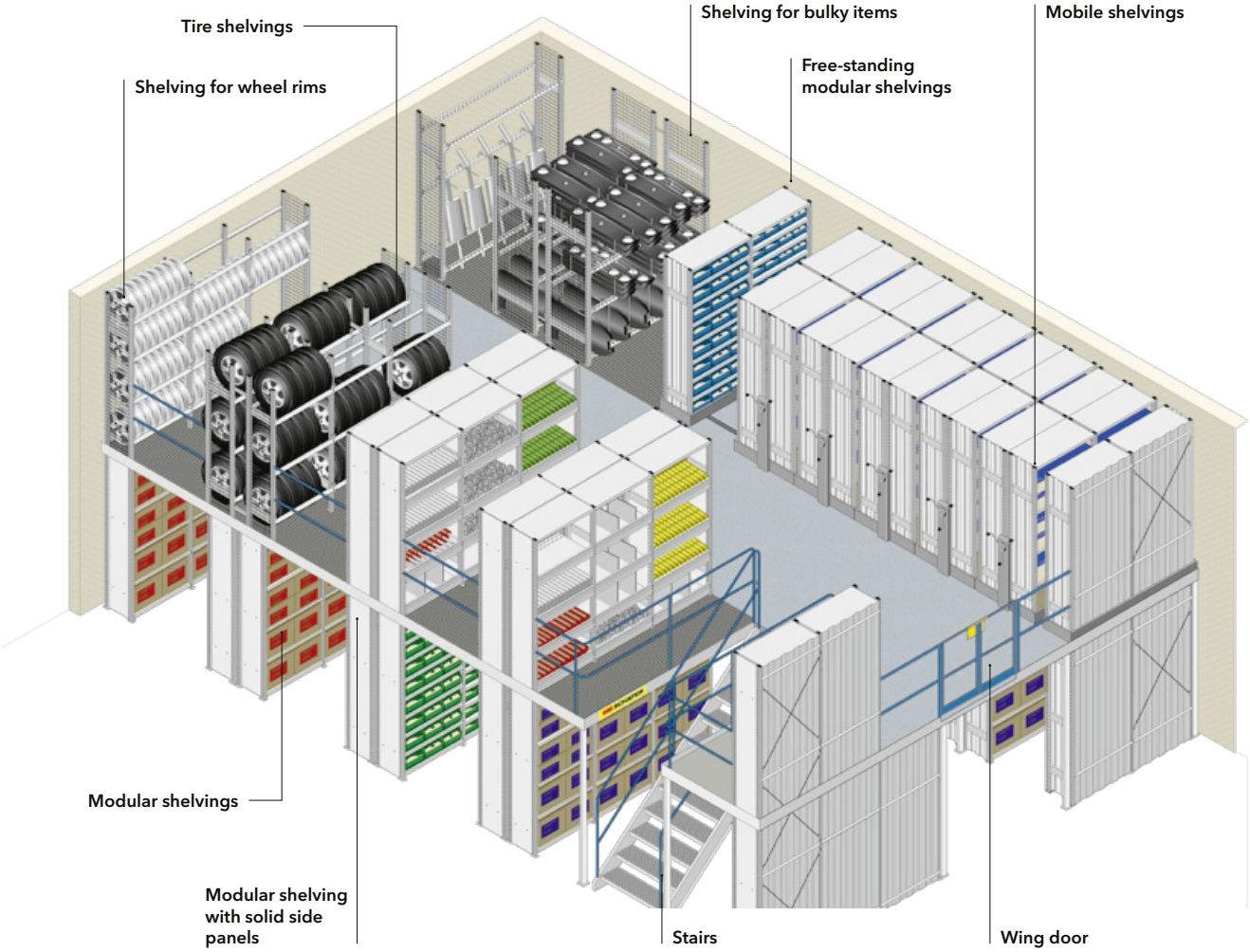

The Equipment Options

- **Plug-in design for smooth assembly**
  bay widths 994 and 1,282 mm
  shelf depths 300, 400, 500, 600, 800 mm
  various heights for single and multi-tier installation
- **Upright profiles**
  with 53 mm lug pitch
- **Frames with slotted uprights**
  with slot spacing of 26.5 mm available on request
- **Fully organized**
  thanks to an extensive range of accessories including shelves, beams, shelf dividers, side and back panels, drawers and doors and many more
- **High loading capacity to 3,500 kg per bay**
- **Multi-tier installations**
  can also be retrofitted

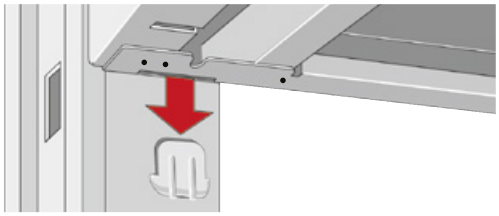

The front edge of the SSI SCHAEFER shelf overlaps the longitudinal edge. In conjunction with the additional welding points, this enhances security and the load-bearing capacity of the shelf.

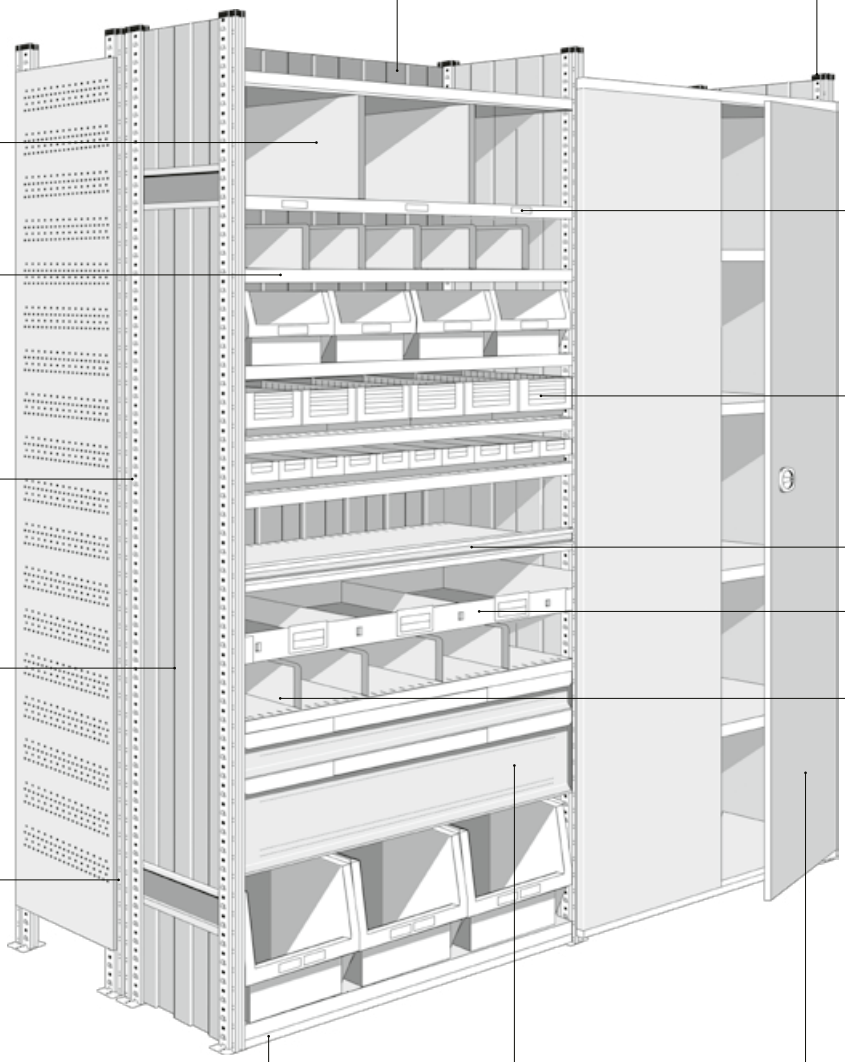

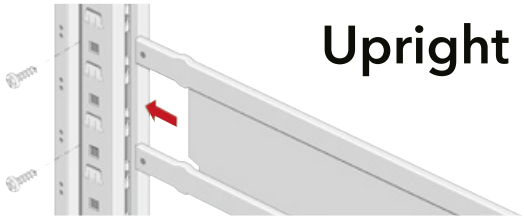

Upright Frame System

Galvanized Light Silver

Lug pitch

The continuous lug pattern of the R 3000 upright profile allows for the flexible configuration of the shelving bays with the extensive range of accessories. The compartment heights can be freely adjusted in 53 mm steps by fitting the shelves on the upright lugs.

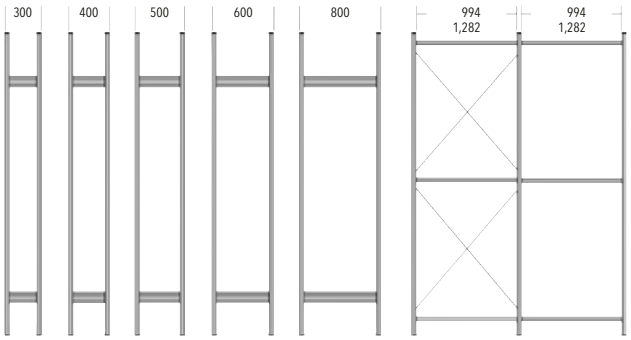

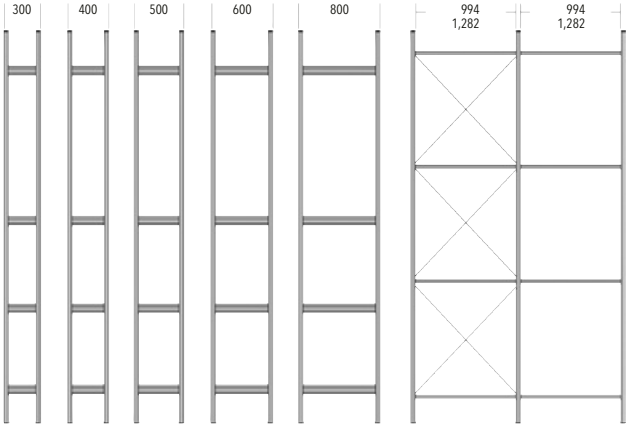

Upright frames for single-tier installation

Sheet steel, galvanized. The loads indicated are approximate values that depend on a variety of parameters.

Item	Shelf depth (mm)	Bay load (kg) for height (mm) 2 x 901	1 x 1,325	Order no.
Height 2,278 mm				
RR 33322-V-M	300	1,900	1,500	1057408
RR 34322-V-M	400	1,900	1,500	1057407
RR 35322-V-M	500	1,900	1,500	1057409
RR 36322-V-M	600	1,900	1,500	1057410
RR 38322-V-M	800	1,900	1,500	1057411

Item	Shelf depth (mm)	Bay load (kg) for height (mm) 2 x 901	1 x 1,325	Order no.
Height 2,490 mm				
RR 33325-V-M	300	1,800	1,250	1057412
RR 34325-V-M	400	1,800	1,250	1057413
RR 35325-V-M	500	1,800	1,250	1057414
RR 36325-V-M	600	1,800	1,250	1057415
RR 38325-V-M	800	1,800	1,250	1057416

Item	Shelf depth (mm)	Bay load (kg) for height (mm) 2 x 901	1 x 1,325	Order no.
Height 2,967 mm				
RR 33330-V-M	300	–	1,500	1057417
RR 34330-V-M	400	–	1,500	1057418
RR 35330-V-M	500	–	1,500	1057419
RR 36330-V-M	600	–	1,500	1057420
RR 38330-V-M	800	–	1,500	1057421

Heights 6,836 and 9,115 mm

on request

Upright frames for multi-tier installation

Sheet steel, galvanized. The loads indicated are approximate values that depend on a variety of parameters.

Item	Shelf depth (mm)	Bay load (kg)	Order no.
Height 2,278 mm			
RR 33522-V-M	300	3,500	1057422
RR 34522-V-M	400	3,500	1057423
RR 35522-V-M	500	3,500	1057424
RR 36522-V-M	600	3,500	1057425
RR 38522-V-M	800	3,500	1057426

Item	Shelf depth (mm)	Bay load (kg)	Order no.
Height 2,490 mm			
RR 33525-V-M	300	3,500	1057427
RR 34525-V-M	400	3,500	1057428
RR 35525-V-M	500	3,500	1057429
RR 36525-V-M	600	3,500	1057430
RR 38525-V-M	800	3,500	1057431

Item	Shelf depth (mm)	Bay load (kg)	Order no.
Height 2,967 mm			
RR 33530-V-M	300	3,500	1057432
RR 34530-V-M	400	3,500	1057433
RR 35530-V-M	500	3,500	1057434
RR 36530-V-M	600	3,500	1057435
RR 38530-V-M	800	3,500	1057436

Item	Shelf depth (mm)	Bay load (kg)	Order no.
Height 4,557 mm			
RR 33545-V-U	300	3,500	1057196
RR 34545-V-U	400	3,500	1057197
RR 35545-V-U	500	3,500	1057198
RR 36545-V-U	600	3,500	1057199
RR 38545-V-U	800	3,500	1057200

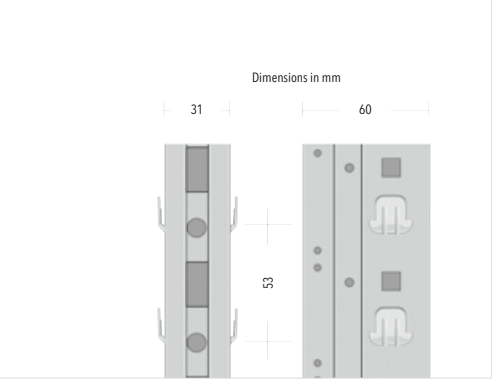

Shelving Components and Accessories

Cross braces

A cross brace must be fitted onto the back of the first and every other third rack bay to stabilize the racks.

Note: Shelves must be installed near the cross-brace connecting points.

Item	Bay width (mm)	Height (mm)	Order no.
KV 31009	994	901	1052191
KV 31013		1,325	1055531
KV 31309	1,282	901	1052192
KV 31313		1,325	1042017

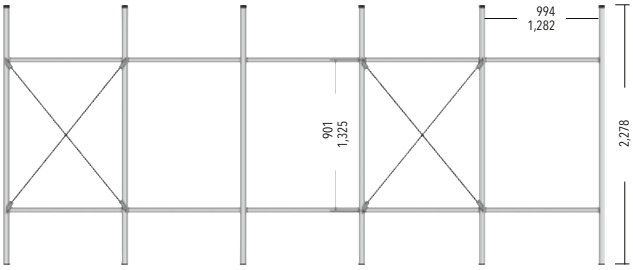

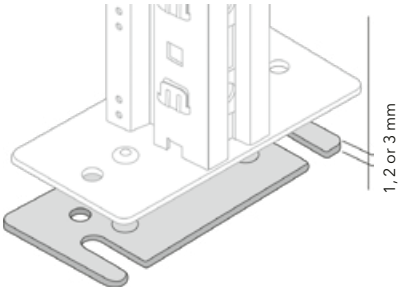

Shim plates

Sheet steel, galvanized. To compensate for slightly uneven ground surfaces.

Item	Thickness (mm)	Order no.
UP3001-V	1	1057106
UP3002-V	2	1057537
UP3003-V	3	1057539

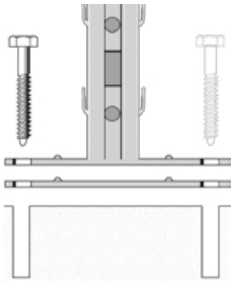

Floor fixing

Screw anchor for anchoring the racks to the floor.

Item	Order no.
HUS3-H6x60	1036114

Horizontal braces

Sheet steel, powder-coated light silver. Used for stiffening shelving rows longitudinally when cross-braces cannot be used because single-sided shelving must be accessible from both sides respectively when long parts must be pushed through in a double-sided bay. The frame distance must be at least 30 mm in order to guarantee that the braces can be subsequently adjusted in height. 2 horizontal braces are fitted onto the upper and lower shelf of each rack bay of a rack row (for shelf heights up to 2,967 mm). The interlocking connection with the upright guarantees high rigidity. **Bay load-bearing capacity on request!**

Item	Bay width (mm)	Shelf height (mm)	Order no.
LV 3103	994	30	1042628
LV 3133	1,282	30	1042629
LV 3104	994	40	1055304
LV 3134	1,282	40	1042606

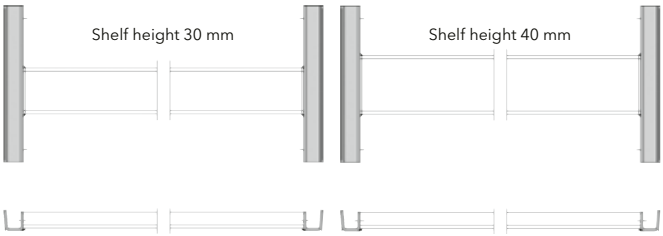

Frame connector

Sheet steel, galvanized. For connecting 2 shelving bays back-to-back in a row. Frame spacing at least 6 mm. Incl. fixing kit.

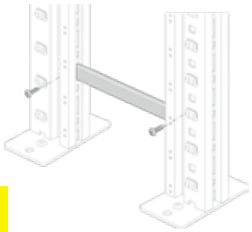

Item	Frame distance (mm)	Order no.
RV 3006	6	1042919
RV 3030	30	1055064
RV 3050	50	1042920
RV 3100	100	1055318
RV 3300	300	1044699

End cap

High-quality black plastic. Attached to the uprights as an end piece.

Item	Order no.
AK 3000	1041887

Shelves



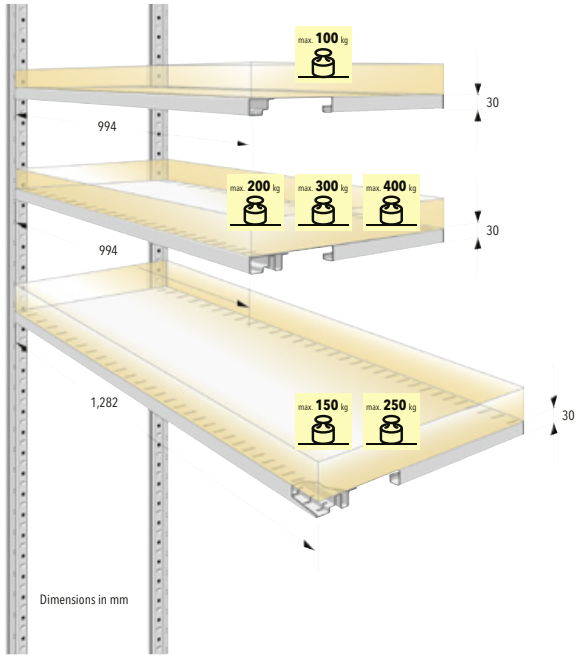



Galvanized Light Silver to 400 kg

Shelves

Sheet steel, powder-coated light silver or galvanized, 30 or 40 mm high. Used to subdivide a bay into individual compartments with variable heights. Designed with two slot rows at the front and the back side for fitting vertical dividers. Slot spacing 41 mm. Offset arrangements of different compartment heights in a double-sided bay and row are possible

Shelves for bay width 994 mm, height 30 mm

Sheet steel, powder-coated light silver or galvanized.

Item	Shelf depth (mm)	Load capacity max. (kg)	Edge design	Surface	Order no.
ZB 4313 V	300	100	N	Galvanized	1041233
ZB 4313 L		100	N	Powder-coated	1041232
ZB 4413 V	400	100	N	Galvanized	1041996
ZB 4413 L		100	N	Powder-coated	1057489
ZB 4423 V		200	V	Galvanized	1057488
ZB 4423 L		200	V	Powder-coated	1055964
ZB 4513 V	500	100	N	Galvanized	1041997
ZB 4513 L		100	N	Powder-coated	1056249
ZB 4523 V		200	V	Galvanized	1055965
ZB 4523 L		200	V	Powder-coated	1057394
ZB 4533 V		300	V	Galvanized	1056958
ZB 4533 L		300	V	Powder-coated	1057712
ZB 4543 V		400	V	Galvanized	1057395
ZB 4543 L		400	V	Powder-coated	1055962
ZB 4613 V	600	100	N	Galvanized	1041998
ZB 4613 L		100	N	Powder-coated	1057487
ZB 4623 V		200	V	Galvanized	1056964
ZB 4623 L		200	V	Powder-coated	1056959
ZB 4633 V		300	V	Galvanized	1057396
ZB 4633 L		300	V	Powder-coated	1056966
ZB 4643 V		400	V	Galvanized	1056967
ZB 4643 L		400	V	Powder-coated	1057397
ZB 4823 V	800	200	V	Galvanized	1057398
ZB 4823 L		200	V	Powder-coated	1056247
ZB 4843 V		400	V	Galvanized	1057713
ZB 4843 L		400	V	Powder-coated	1056250

Shelves for bay width 1,282 mm, height 30 mm

Sheet steel, powder-coated light silver or galvanized.

Item	Shelf depth (mm)	Load capacity max. (kg)	Edge design	Surface	Order no.
ZB 9415 V	400	150	V	Galvanized	1057620
ZB 9415 L		150	V	Powder-coated	1057758
ZB 9515 V	500	150	V	Galvanized	1056251
ZB 9515 L		150	V	Powder-coated	1056882
ZB 9525 V		250	V	Galvanized	1057490
ZB 9525 L		250	V	Powder-coated	1057621
ZB 9615 V	600	150	V	Galvanized	1041999
ZB 9615 L		150	V	Powder-coated	1057622
ZB 9625 V		250	V	Galvanized	1056883
ZB 9625 L		250	V	Powder-coated	1057491
ZB 9825 V	800	250	V	Galvanized	1056252
ZB 9825 L		250	V	Powder-coated	1042001

Label holder

Self-adhesive, for labeling storage locations.

Item	Length (mm)	PU	Order no.
EH 4085	85	50	1055482
EH 4135	135	50	1042385
EH 4490	490	50	1054856
EH 4980	980	25	1042381
EH 9125	1,250	25	1055207

Labels

Item	Length (mm)	PU	Order no.
EHE 4085	85	100	1056923
EHE 4135	135	100	1055483
EHE 4490	490	100	1055220

Shelves

Shelves for bay width 994 mm, height 40 mm

Sheet steel, powder-coated light silver or galvanized.

Item	Shelf depth (mm)	Load capacity max. (kg)	Edge design	Surface	Order no.
ZB 331010 V	300	100	N	Galvanized	1056515
ZB 331010 L		100	N	Powder-coated	–
ZB 341010 V	400	100	N	Galvanized	1056019
ZB 341010 L		100	N	Powder-coated	–
ZB 341020 V		200	N	Galvanized	1057120
ZB 341020 L		200	N	Powder-coated	–
ZB 351010 V	500	100	N	Galvanized	1056020
ZB 351010 L		100	N	Powder-coated	–
ZB 351020 V		200	N	Galvanized	1057121
ZB 351020 L		200	N	Powder-coated	–
ZB 351030 V		300	N	Galvanized	1057122
ZB 351030 L		300	N	Powder-coated	–
ZB 351040 V		400	V	Galvanized	1056514
ZB 351040 L		400	V	Powder-coated	–
ZB 361010 V	600	100	N	Galvanized	1057123
ZB 361010 L		100	N	Powder-coated	–
ZB 361020 V		200	N	Galvanized	1057124
ZB 361020 L		200	N	Powder-coated	–
ZB 361030 V		300	N	Galvanized	1056516
ZB 361030 L		300	N	Powder-coated	–
ZB 361040 V		400	V	Galvanized	1057154
ZB 361040 L		400	V	Powder-coated	–
ZB 381020 V	800	200	N	Galvanized	1056021
ZB 381020 L		200	N	Powder-coated	–
ZB 381040 V		400	V	Galvanized	1056517
ZB 381040 L		400	V	Powder-coated	–

Shelves for bay width 1,282 mm, height 40 mm

Sheet steel, powder-coated light silver or galvanized.

Item	Shelf depth (mm)	Load capacity max. (kg)	Edge design	Surface	Order no.
ZB 341315 V	400	150	N	Galvanized	1056998
ZB 341315 L		150	N	Powder-coated	–
ZB 351315 V	500	150	N	Galvanized	1056022
ZB 351315 L		150	N	Powder-coated	–
ZB 351325 V		250	V	Galvanized	1057125
ZB 351325 L		250	V	Powder-coated	–
ZB 361315 V	600	150	N	Galvanized	1056999
ZB 361315 L		150	N	Powder-coated	–
ZB 361325 V		250	V	Galvanized	1056023
ZB 361325 L		250	V	Powder-coated	–
ZB 381325 V	800	250	V	Galvanized	1057155
ZB 381325 L		250	V	Powder-coated	–

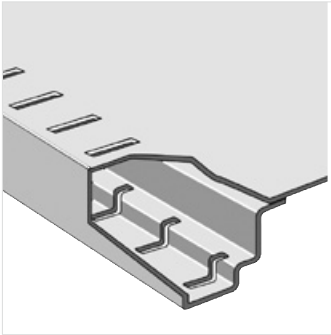

Single edge shelf with 6-fold longitudinal edge = N-design

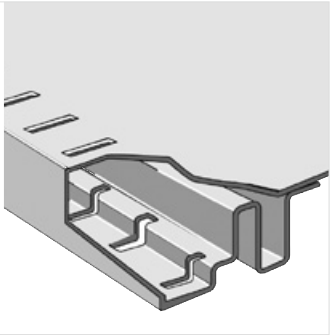

Double edge shelf with 10-fold longitudinal edge = V-design



Wire mesh shelves

page **A21**

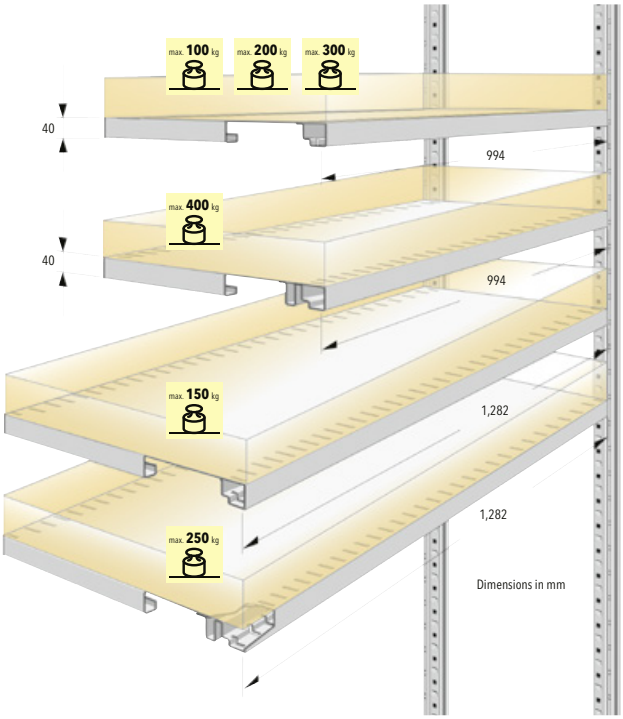

Shelf containers for modular shelvings

page **A37**



Galvanized

Vertical Shelf Dividers

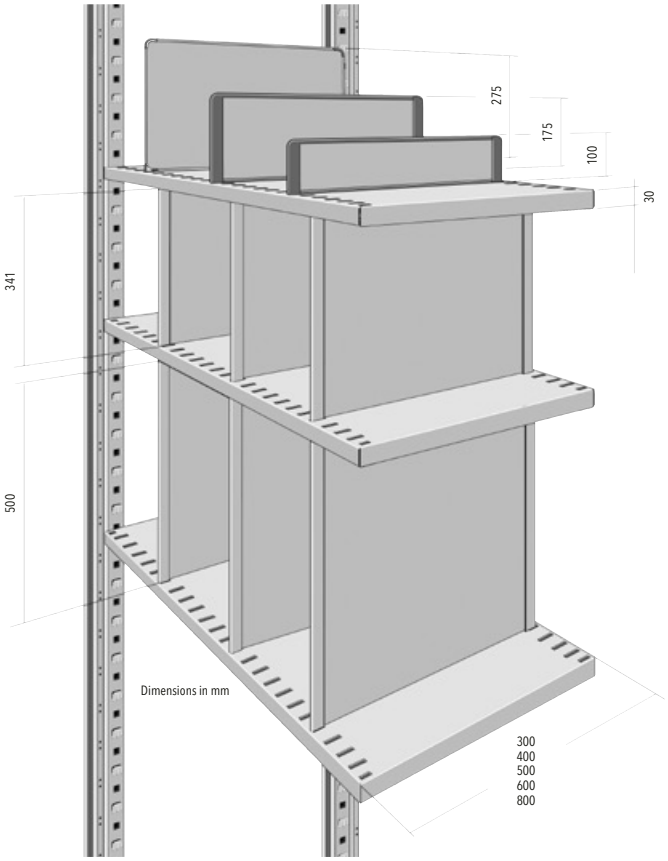

Free-standing dividers for 30 mm high shelves

Sheet steel, galvanized. These dividers are inserted into the slots of the shelves independently of the compartment height and can also be used in combination with big fronts.

Item	Shelf depth (mm)	Divider height (mm)	Version with	Order no.
TRF-K 4310	300	100	Plastic connectors	1044708
TRF-K 4317		175	Plastic connectors	1055053
TRF-K 4410	400	100	Plastic connectors	1055473
TRF-K 4417		175	Plastic connectors	1055545
TRF-D 4427		275	Wire connectors	1055661
TRF-K 4510	500	100	Plastic connectors	1055474
TRF-K 4517		175	Plastic connectors	1044712
TRF-D 4527		275	Wire connectors	1055469
TRF-K 4610	600	100	Plastic connectors	1044715
TRF-K 4617		175	Plastic connectors	1055055
TRF-D 4627		275	Wire connectors	1055651
TRF-D 4810	800	100	Wire connectors	1055652
TRF-D 4817		175	Wire connectors	1055470

Full-height dividers

Sheet steel, galvanized, for clear shelf heights of 341 mm and 500 mm.

Item	Shelf depth (mm)	Divider height (mm)	Order no.
TR 4340	300	341	1042677
TR 4440	400	341	1055658
TR 4450		500	1055659
TR 4540	500	341	1045239
TR 4550		500	1042726
TR 4640	600	341	1042678
TR 4650		500	1055660

Height elevations using shelves for the shelving heights 2,278, 2,490 and 2,967 mm

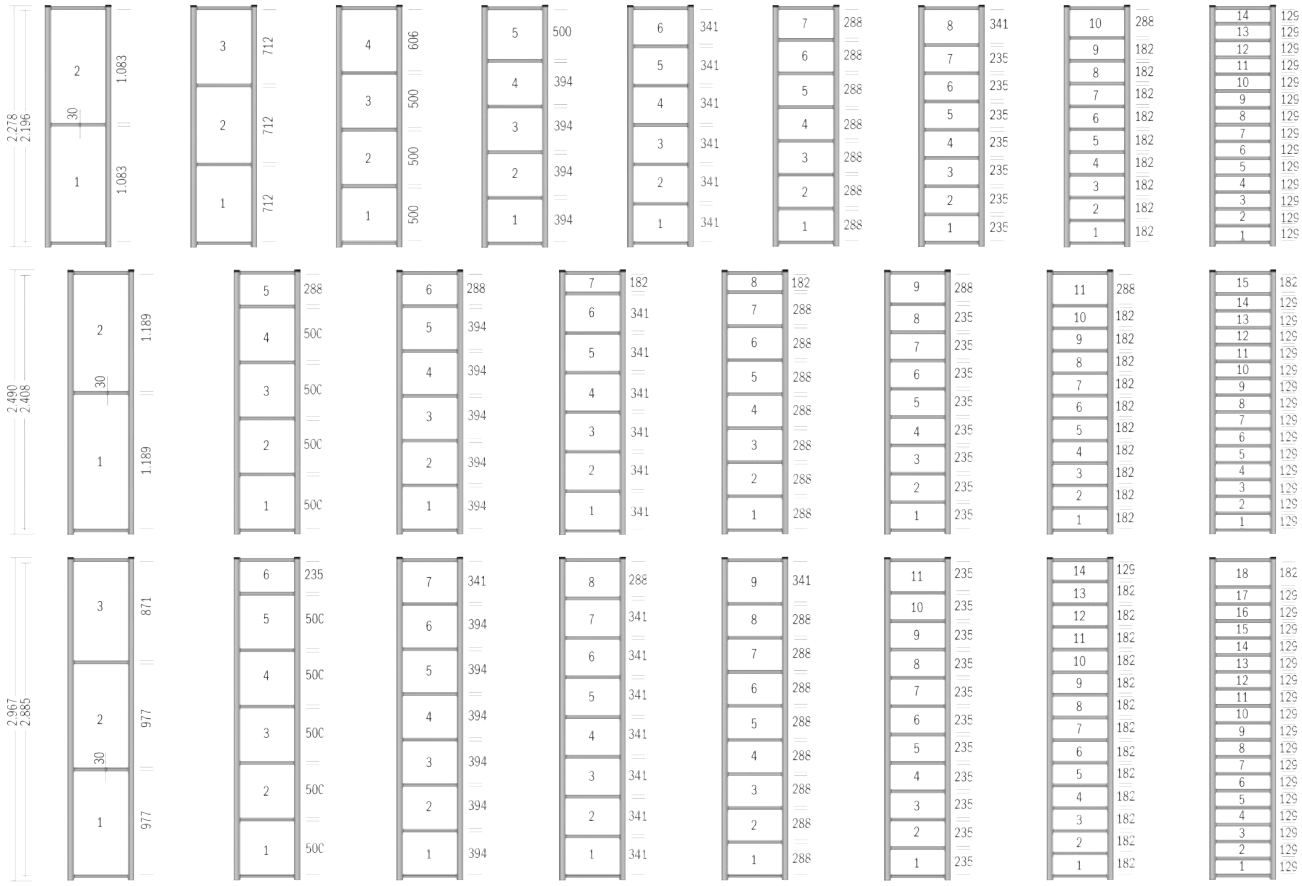

Vertical Shelf Dividers

Free-standing dividers for 40 mm high shelves

Sheet steel, galvanized. These dividers are inserted into the slots of the shelves independently of the compartment height and can also be used in combination with big fronts.

Item	Shelf depth (mm)	Divider height (mm)	Version with	Order no.
TRF-K 4310 G	300	100	Plastic connectors	1055472
TRF-K 4317 G		175	Plastic connectors	1044709
TRF-K 4410 G	400	100	Plastic connectors	1044710
TRF-K 4417 G		175	Plastic connectors	1055054
TRF-D 4427 G		275	Wire connectors	1055468
TRF-K 4510 G	500	100	Plastic connectors	1044711
TRF-K 4517 G		175	Plastic connectors	1055475
TRF-D 4527 G		275	Wire connectors	1044704
TRF-K 4610 G	600	100	Plastic connectors	1055476
TRF-K 4617 G		175	Plastic connectors	1055546
TRF-D 4627 G		275	Wire connectors	1044707
TRF-D 4810 G	800	100	Wire connectors	1055542
TRF-D 4817 G		175	Wire connectors	1055543

Full-height dividers

Sheet steel, galvanized, for clear shelf heights of 331 mm and 490 mm.

Item	Shelf depth (mm)	Divider height (mm)	Order no.
TR 3330	300	331	1055050
TR 3430	400	331	1045185
TR 3450		490	1045186
TR 3530	500	331	1042676
TR 3550		490	1055657
TR 3630	600	331	1055051
TR 3650		490	1055049

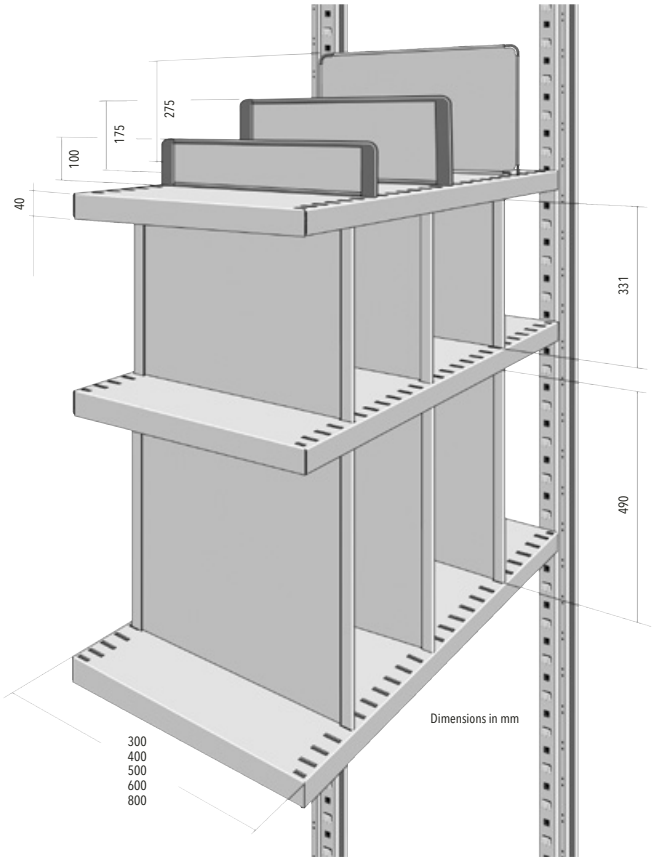

Height elevations using shelves for the shelving heights 2,278, 2,490 and 2,967 mm



Shelving Components and Accessories

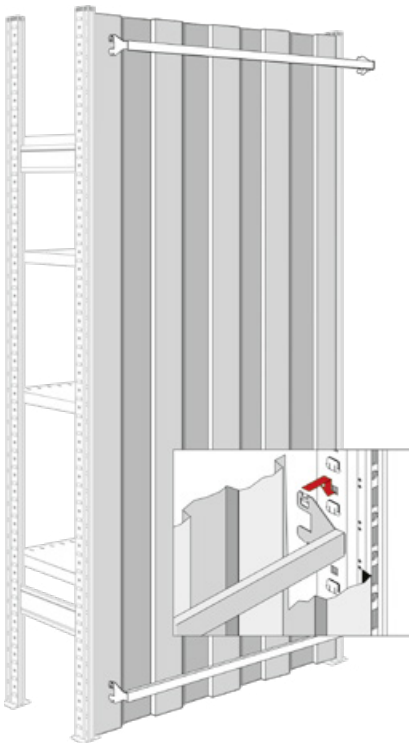

Back panels

Sheet steel, galvanized. The 3-piece back panel leans against the shelves. The retaining beams are installed behind the back panel and attached to the upright lugs.

Item	Height (mm)	Order no.
For bay width 994 mm, 3-piece		
RWA 31022	2,278	1042134
RWA 31025	2,490	1054679
RWA 31030	2,967	1054681
For bay width 1,282 mm, 3-piece		
RWA 31322	2,278	1055306
RWA 31325	2,490	1042610
RWA 31330	2,967	1055756

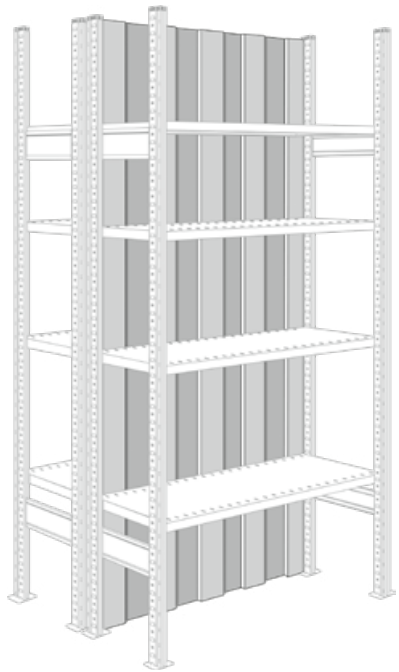

Center panels, inside

Sheet steel, galvanized. Installed in double-sided bays. The panels are held in position by the shelves.

Item	Height (mm)	Order no.
For bay width 994 mm, 3-piece		
RWI 31022-V	2,278	1063237
RWI 31025-V	2,490	1063238
RWI 31030-V	2,967	1062244
For bay width 1,282 mm, 3-piece		
RWI 31322-V	2,278	1063240
RWI 31325-V	2,490	1063241
RWI 31330-V	2,967	1063242

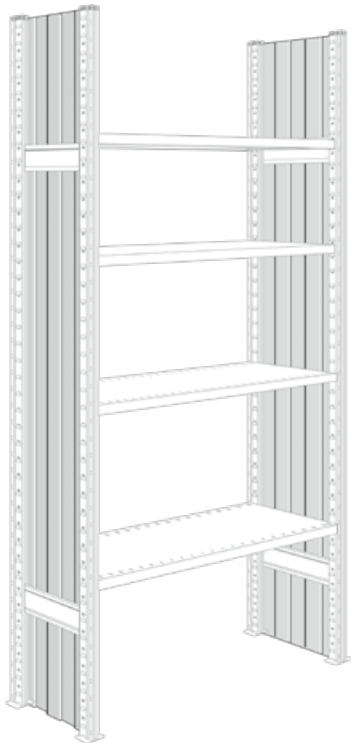

Side panels

Sheet steel, galvanized. The side panel leans against the upright frame and is held in position by the shelves.

Item	Shelf depth (mm)	Order no.
For height 2,278 mm		
SWI 3322-V	300	1057918
SWI 3422-V	400	1057922
SWI 3522-V	500	1057925
SWI 3622-V	600	1057928
SWI 3822-V	800	1057931
For height 2,490 mm		
SWI 3325-V	300	1057919
SWI 3425-V	400	1057923
SWI 3525-V	500	1057926
SWI 3625-V	600	1057929
SWI 3825-V	800	1057932
For height 2,967 mm		
SWI 3330-V	300	1057920
SWI 3430-V	400	1057924
SWI 3530-V	500	1057927
SWI 3630-V	600	1057930
SWI 3830-V	800	1057933

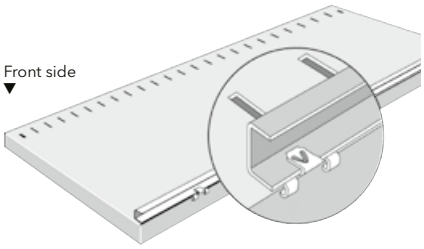

Back stop

Sheet steel, galvanized. Prevents load carriers and storage goods from being pushed through, include 3 clips.

Item	Bay width (mm)	Order no.
DSL 4102	994	1041907
DSL 9131	1,282	1042054

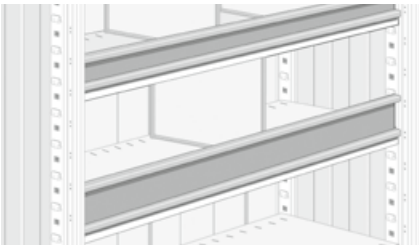

Bin fronts

Sheet steel, galvanized, for storing loose small parts. Particularly useful in conjunction with dividers and side and back panels.

Item	Bay width (mm)	Strip height (mm)	Order no.
VL 4001	994	40	1055718
VL 4000		85	1042384
VL 9001	1,282	40	1042052
VL 9000		85	1042053

U-profile strips

We recommend U-profile strips when using sheet steel central and back panels (RWI/RWA type).

U-profile strips, single

As an installation aid at the bottom or as a top piece.

Item	for bay width (mm)	Order no.
RWUE 3100	994	1050433
RWUE 3130	1,282	1050435

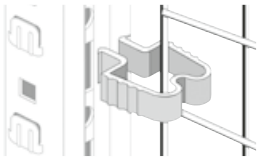

Mesh side panel fastening

Mesh back panel fastening

Accessories

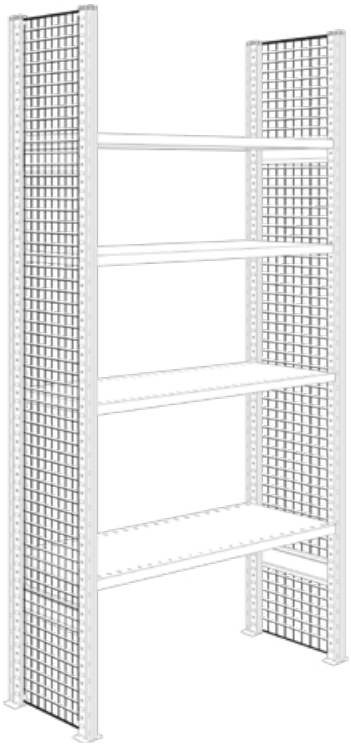

Mesh side panels

Steel wire, painted light silver. The panels are attached to the uprights using clips.
Incl. fixing kit.

Item	Shelf depth (mm)	Order no.
For height 2,278 mm		
SWG 3322	300	1054687
SWG 3422	400	1042618
SWG 3522	500	1045179
SWG 3622	600	1055526
SWG 3822	800	1045181
For height 2,490 mm		
SWG 3325	300	1042670
SWG 3425	400	1055525
SWG 3525	500	1045180
SWG 3625	600	1042673
SWG 3825	800	1055527
For height 2,967 mm, 2-piece		
SWG 3330	300	1042617
SWG 3430	400	1042671
SWG 3530	500	1042672
SWG 3630	600	1054689
SWG 3830	800	1042674



Mesh back panels

Steel wire, painted light silver. The panels are attached to the uprights using retaining springs.
Incl. fixing kit.

Item	Height (mm)	Order no.
For bay width 994 mm		
RWG 31022	2,278	1055310
RWG 31025	2,490	1054684
RWG 31030	2,967/pair	1055524
For bay width 1,282 mm		
RWG 31322	2,278	1054685
RWG 31325	2,490	1042613
RWG 31330	2,967/pair	1054686



Fastened to the uprights screws

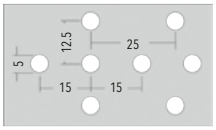

European hole pattern, dimensions in mm

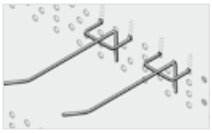

Perforated plate hook

Outer side panels, perforated

Sheet steel, galvanized. Incl. fixing kit.

Item	Shelf depth (mm)	Order no.
Height 2,000 mm		
SWA 3420	400	1045182
SWA 3520	500	1042675
SWA 3620	600	1042620
Perforated plate hook		
LPH 100		1042669

U-profile strips, doubled

As a connecting element for panel elements above each other. Suitable for RWA/RWI.

Item	for bay width (mm)	Order no.
RWUD 3100	994	1050431
RWUD 3130	1,282	1050432

Angled version

Straight version

Aisle signage

For longitudinal and lateral labeling, with transparent film and removable labels.
1 PU = 10 pieces

Item	Type	Order no.
GBQ	straight version	1042651
GBL	angled version	1042652

Plinth rails

Sheet steel, galvanized. Covers the space between the shelf fitted onto the first cam and the floor.

Item	Bay width (mm)	Order no.
SO 3100-V	994	1063335
SO 3130-V	1,282	1063336

Drawers and Accessories

Lateral drawer linings with and without lock

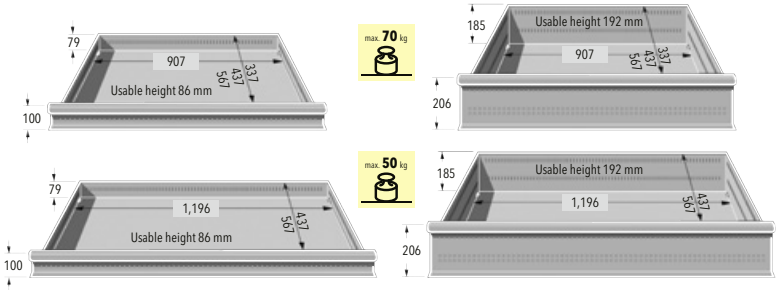

Drawers

Galvanized

Stability

According to the guidelines of the German DG-UV rule 108-007, it is necessary to secure shelving units against tilting when drawers without a mechanical locking system are used.

Lateral drawer linings

Sheet steel, galvanized or painted light silver. Used to cover the space between the shelving uprights and the drawers. Installation by means of cross-head screws on the left and on the right hand side of the drawer faceplates.

Supplied as a complete set for one drawer each.

Item	for faceplate height (mm)	Version	Surface	Order no.
SBL-3100-V-Z	100	without lock	galvanized	1058271
SBL-3100-HS-Z		without lock	painted	1058272
SBL-3100-S-V-Z		with lock	galvanized	1058276
SBL-3100-S-HS-Z		with lock	painted	1058277
SBL-3200-V-Z	206	without lock	galvanized	1058274
SBL-3200-HS-Z		without lock	painted	1058275
SBL-3200-S-V-Z		with lock	galvanized	1058279
SBL-3200-S-HS-Z		with lock	painted	1058280

Drawers for bay width 994/1,282 mm

Sheet steel, galvanized, optionally drawer fronts painted light silver. Drawers can be combined with two-wing doors.

Item	Faceplate height (mm)	for bay width (mm)	for shelf depth (mm)	Usable depth (mm)	Load max. (kg)	Order no.
ESCH 341010-V-Z	100	994	400	337	70	1058018
ESCH 351010-V-Z		994	500	437	70	1058020
ESCH 361010-V-Z		994	600	567	70	1058023
ESCH 341310-V-Z		1,282	400	337	50	1058025
ESCH 351310-V-Z		1,282	500	437	50	1058027
ESCH 361310-V-Z		1,282	600	567	50	1058029
ESCH 341020-V-Z	206	994	400	337	70	1058031
ESCH 351020-V-Z		994	500	437	70	1058033
ESCH 361020-V-Z		994	600	567	70	1058035
ESCH 341320-V-Z		1,282	400	437	50	1058037
ESCH 351320-V-Z		1,282	500	437	50	1058039
ESCH 361320-V-Z		1,282	600	567	50	1058041

Drawer dividers and cross partitioning

Pushed into plastic brackets connected to the rows of holes for the drawer front and side panels. For compartment widths 451, 225 and 112 mm, the compartment depths can be freely configured using adjustable cross dividers. Without cross dividers, the full drawer depth can be used, enabling individual compartment lengths.

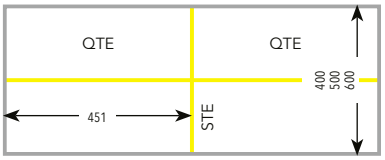

Quarter division, 1 x STE and 2 x QTE

Item	for drawer	Order no.
SE 4121	ESCH 341010	1042026
SE 4122	ESCH 341020	1042029
SE 5121	ESCH 351010	1042024
SE 5122	ESCH 351020	1042027
SE 6121	ESCH 361010	1042025
SE 6122	ESCH 361020	1042028

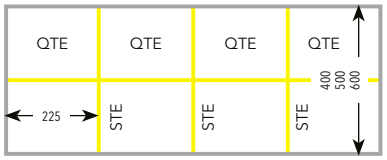

Eighth division, 3 x STE and 4 x QTE

Item	for drawer	Order no.
SE 4141	ESCH 341010	1042032
SE 4142	ESCH 341020	1042035
SE 5141	ESCH 351010	1042030
SE 5142	ESCH 351020	1042033
SE 6141	ESCH 361010	1042031
SE 6142	ESCH 361020	1042034

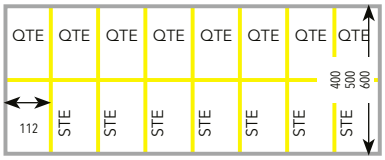

Sixteenth division, 7 x STE and 8 x QTE

Item	for drawer	Order no.
SE 4181	ESCH 4410	1042038
SE 4182	ESCH 4420	1042041
SE 5181	ESCH 4510	1042036
SE 5182	ESCH 4520	1042039
SE 6181	ESCH 4610	1042037
SE 6182	ESCH 4620	1042040



Longitudinal dividers

Item	Drawer front height (mm)	Order no.
STE 4010	100	1041990
STE 4020	206	1041991
STE 5010	100	1042048
STE 5020	206	1042049
STE 6010	100	1042050
STE 6020	206	1042051
QTE/STE	Divider holder	1045123

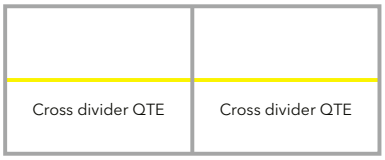

Cross dividers

Item	Division	Drawer front height (mm)	Order no.
QTE 1210	1/2	100	1042042
QTE 1220	1/2	206	1042043
QTE 1410	1/4	100	1042044
QTE 1420	1/4	206	1042045
QTE 1810	1/8	100	1042046
QTE 1820	1/8	206	1042047

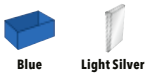

Two-wing doors
The bottom shelf must always be 30 mm high. The side and back panels must be ordered separately when retrofitting

Pull-Out Shelves, Drawer Dividers and Wing Doors



Combination A

12 longitudinal channels W 46.5 mm and 30 cross dividers; 4 longitudinal channels W 93 mm and 10 cross dividers.

Item	Shelving depth (mm)	Order no.
SU-3410-A	400	1063248
SU-3510-A	500	1062267
SU-3610-A	600	1063255

Combination B

6 longitudinal channels W 46.5 mm and 24 cross dividers; 3 longitudinal channels W 93 mm and 12 cross dividers; 2 longitudinal channels W 186 mm and 4 cross dividers.

Item	Shelving depth (mm)	Order no.
SU-3410-B	400	1063253
SU-3510-B	500	1062268
SU-3610-B	600	1063256

Combination C

10 longitudinal channels W 93 mm and 20 cross dividers.

Item	Shelving depth (mm)	Order no.
SU-3410-C	400	1063254
SU-3510-C	500	1062269
SU-3610-C	600	1063257



Insert boxes

Polystyrene, blue, with labeling handle.
Pieces per unit: EK 1: 58 pcs.; EK 2: 80 pcs.; EK 3: 120 pcs.; EK 111-N: 48 pcs.

Item	L x W x H (mm)	Order no.
EK 1	180 x 96 x 60	1000129
EK 2	90 x 96 x 60	1000132
EK 3	90 x 48 x 60	1000135
EK 111-N	137 x 87 x 96	1000216

Insert boxes – complete set

Only for drawer ESCH 4510.
10 x EK 1, 20 x EK 2, 10 x EK 3.

Item	Order no.
SET 2501	1019516

Two-wing door

For installation in open shelving units with bay widths 994 and 1,282 mm. Height 2,111 mm.

To install the lower door fitting, the lowest shelf must always be 30 mm high.

The side and back panels must be ordered separately when retrofitting.

Item	for bay width (mm)	Order no.
FTR 4001	994	1042921
FTR 9001	1,282	1042734
BM-FTR-R3	Fixing kit	1042698

Side and back panels
page **A14**

Additional shelves
from page **A10**

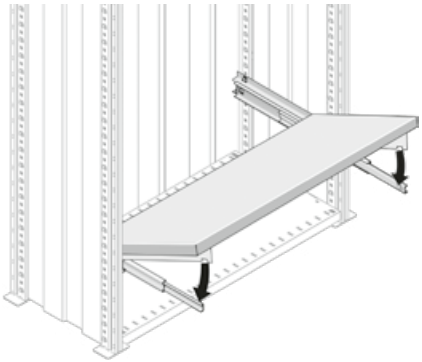

Pull-out shelves

Sheet steel, painted light silver. Complete set including accessories. Compartment load: 70 kg (bay width 994 mm) and 50 kg (bay width 1,282 mm).

Item	Shelf depth (mm)	Bay width (mm)	Order no.
AZB 40995	400	994	1055319
AZB 41283		1,282	1055791
AZB 50995	500	994	1042926
AZB 51283		1,282	1055537
AZB 60995	600	994	1045244
AZB 61283		1,282	1055538

Galvanized

Beams
Tube dividers
Push-in holder

Hanging rail set
Rail support
Bridging cross beam

Beams
are used for storage of bulky and car body parts. A minimum of two pairs of beams must be installed per bay and secured against being lifted out using the included screws. Shelving with beams do not require cross-braces for stiffening purposes.

Accessories for Storage of Bulky Parts

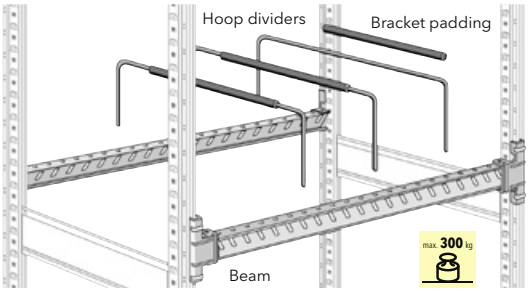

Beams

Sheet steel, galvanized. The height positions of the longitudinal beams can be adjusted in 53 mm steps. Incl. anti-lifting device.

Item	Beam length (mm)	Load/pair max. (kg)	Order no.
KTRZ 31036	994	300	1055749
KTRZ 31336	1,282	300	1055301
KTRZ 32036	2,019	300	1055750



Tube dividers

Sheet steel, galvanized. The tubes are pushed through the holes in the beams and lock in place automatically.

Item	Push-in tube length (mm)	Usable height (mm)	Order no.
KRA 4170	170		1042754
KRA 4300	300		1042755
KRA 4950	Glass parts holder	894	1042756
KRA 4105	Glass parts holder	1,000	1042757

Hoop dividers

The KTB dividers serve to divide 500 or 800 mm deep shelving bays lengthwise. Height 330 mm.

Item	Frame depth (mm)	Order no.
KTB 50	500	1031724
KTB 80	800	1031725
KTB S	Bracket padding	1001548

Terodaem protective underlay (not shown)

To be stuck on the beams as a protection for sensitive metal parts. Self-adhesive, 932 mm length, 2 mm thick.

Item	Designation	Order no.
KRT 3102	Terodaem underlay, perforated	1042707

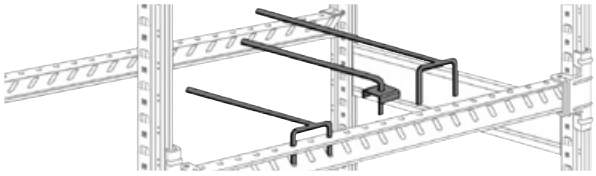

Compartment dividers

Can be inserted and exhaust into the holes in the beams.

Item	Usable length (mm)	for shelf depth (mm)	Version with	Order no.
APH 340 E	340	400	1 connector	1041856
APH 340	340	400	2 connectors	1041855
APH 740	740	800	2 connectors	1041854

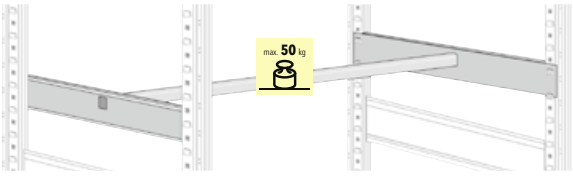

Clothes rail set

Sheet steel, galvanized. For hanging covers, foot mats, clothing, etc.

Item	L x D (mm)	Order no.
KST 3108	994 x 800	1042751
KST 3134	1,282 x 400	1042764
KST 3138	1,282 x 800	1042752

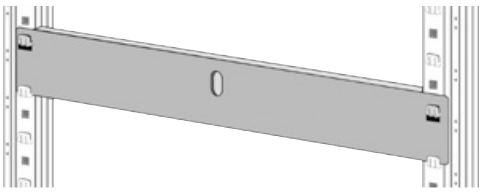

Rail support

Sheet steel, galvanized. For lateral parts support.

Item	for shelf depth (mm)	Order no.
AL 3400	400	1042762
AL 3500	500	1042767
AL 3600	600	1042768
AL 3800	800	1042753

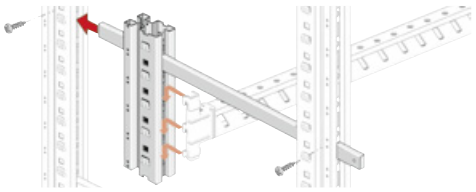

Bridging cross beam

Galvanized, for use in shelving frames and bridge fields as a storage option for differently-shaped parts.

Item	for shelf depth (mm)	Order no.
TRB 3812	800	1042750

Accessories for Storage of Bulky Parts

Chipboard shelves, flush with beams

Made of 19 mm high chipboard. They are placed on the longitudinal beams via the universal carrier and create a unit with the same height. At the same time, the 19 mm high longitudinal edge of the wooden shelf is protected.

The beams are not included in the scope of delivery, please order separately (page A18).

Item	Shelf depth (mm)	W x D x H (mm)	Order no.
for bay width 994 mm incl. 2 universal carrier			
KRHH 341020	400	985 x 317 x 19	2002098
KRHH 351020	500	985 x 417 x 19	2002099
KRHH 361020	600	985 x 517 x 19	1051989
KRHH 381020	800	985 x 717 x 19	1042199
for bay width 1,282 mm incl. 3 universal carrier			
KRHH 341320	400	1,273 x 317 x 19	2002100
KRHH 351320	500	1,273 x 417 x 19	2002101
KRHH 361320	600	1,273 x 517 x 19	2002102
KRHH 381320	800	1,273 x 717 x 19	1042197

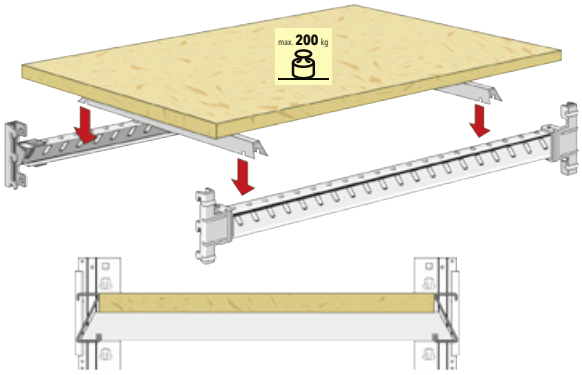

Universal carrier, single

Item	Shelf depth (mm)	Order no.
UT 8400	400	1051982
UT 8500	500	1051984
UT 8600	600	1042201
UT 8800	800	1042200

Chipboard shelves, recessed

19 mm thick. Used as a stop, inserted into the longitudinal beams.

The beams are not included in the scope of delivery, please order separately (page A18).

Item	Shelf depth (mm)	W x D x H (mm)	Order no.
for bay width 994 mm			
KRAB 341020	400	985 x 355 x 19	2002115
KRAB 351020	500	985 x 455 x 19	1051987
KRAB 361020	600	985 x 555 x 19	1052007
KRAB 381020	800	985 x 755 x 19	1052008
for bay width 1,282 mm			
KRAB 341320	400	1,273 x 355 x 19	1051986
KRAB 351320	500	1,273 x 455 x 19	1051988
KRAB 361320	600	1,273 x 555 x 19	2002116
KRAB 381320	800	1,273 x 755 x 19	1052009

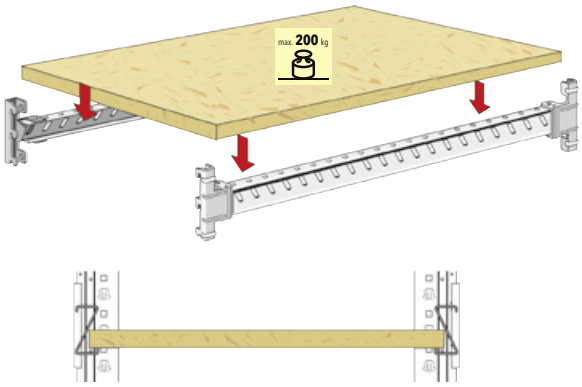

Sheet steel panels

Galvanized, single or multiple panels can be used to create closed storage areas on the beam levels. W 328 x D 800 mm.

The beams are not included in the scope of delivery, please order separately (page A18).

Item	for bay width (mm)	Order no.
PA7834	994 (3 x for bay 994 mm)	1041962

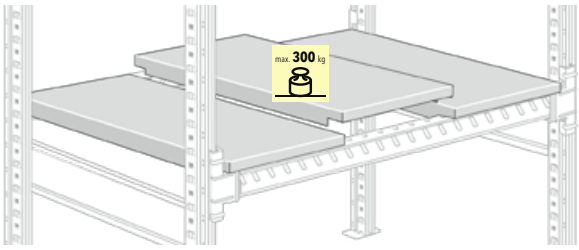

Universal set

The universal set allows the distances between the individual beams to be configured independently on the rack depth. Two opposite TA 4800 beam supports are fitted onto the upright lugs on the sides at the same height. These beam supports have vertical slits. The universal beams fit into the slots and any number can be attached with freely configurable spacings. The entire system is supplied as one universal set, consisting of 2 galvanized TA beam supports and 2 galvanized UT universal beams.

Item	Designation	Order no.
US 4100	Universal set, 4-piece, shelf depth 800 mm	1042382
UT 4114	Universal beams, single	1041994
KRT 4100	Terodaem underlay, self-adhesive	2002078

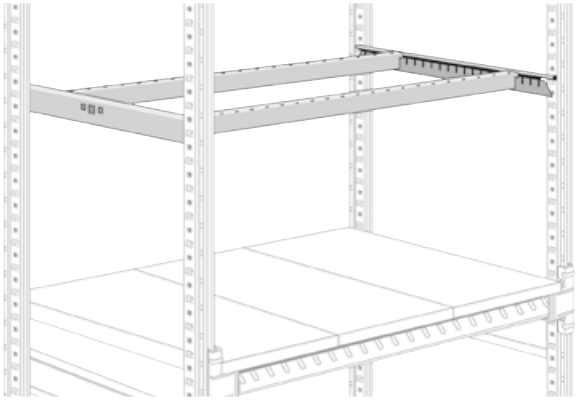

Mesh wall hanging racks
Light Silver

Long parts hook
Galvanized

Panel and Long Material Storage



Mesh wall hanging racks

Made of structural steel mesh, 50 x 50 x 4 mm, painted light silver.
Incl. fastening clips.

Item	W x H (mm)	Order no.
ZR 210/W	1,055 x 2,050	1041756

Long parts hook

Galvanized steel wire. Hook for storing long parts and ornamental parts, hooked into the wire-mesh wall racks.

Item	Depth (mm)	Height (mm)	Type	Order no.
ZH 1	100	75	single	1042378
ZH 2	160	75	2 center bars	1042379
ZH 4	350	75	4 center bars	1042380

Label holder, labels and protective films

Item	Type	L x W (mm)	PU	Order no.
ZE 82	Plastic label frame	85 x 20	1	1041758
ZEE	Index cards for ZE 82		100	1041772
ZEF	Protective film		100	1041773

For more information about panel and long material storage

on request

Water Permeable Shelves, Shelving for the Hazardous Goods in Storage

Project-specific solutions

We implement requirements regarding water and/or light permeability for your project with either perforated or wire mesh shelves.

Talk to us!



Wire mesh shelves

Edge and reinforcements made of galvanized sheet steel with inserted wire-mesh. Load-bearing capacity up to max. 250 kg. Water permeability of up to 70 %, ideal for project-specific fire protection requirements. Ideal for well-lit working environments and good air circulation. Powder-coated version on request.

Item	Shelf depth (mm)	L x D x H (mm)	Load (kg)	Order no.
DGB 341010 V	400	994 x 400 x 30	100	1042100
DGB 341020 V	400	994 x 400 x 30	200	1042104
DGB 351010 V	500	994 x 500 x 30	100	1042101
DGB 351020 V	500	994 x 500 x 30	200	1042105
DGB 361010 V	600	994 x 600 x 30	100	1042102
DGB 361020 V	600	994 x 600 x 30	200	1042106
DGB 381020 V	800	994 x 800 x 30	200	1042107
DGB 341315 V	400	1,282 x 400 x 30	150	1042109
DGB 341325 V	400	1,282 x 400 x 30	250	1042113
DGB 351315 V	500	1,282 x 500 x 30	150	1042110
DGB 351325 V	500	1,282 x 500 x 30	250	1042114
DGB 361315 V	600	1,282 x 600 x 30	150	1042111
DGB 361325 V	600	1,282 x 600 x 30	250	1042115
DGB 381325 V	800	1,282 x 800 x 30	250	1042116

Hazardous materials storage system

Shelving with drip trays and grating shelves for the storage of water-polluting substances as per WHG and combustible materials as per the Ordinance on Industrial Safety and Health (BetrSichV) along with substances of positive liquid list as per DIN 6601. The hazardous goods rack can only be equipped with grated shelves and drip trays. Other accessories from the R 3000 system cannot be used.

The drip tray is attached securely to the lowest shelf level, installed in accordance with the following testing principles:

- Construction rules list A, Part 1, serial no. 15.22, edition 2002/2 from the German Institute for Building Technology
- Ordinance on Installations for the Handling of Substances Hazardous to Water (VAwS))
- Water Resources Act (WHG) section 19h in combination with the Ordinance on Installations for the Handling of Substances Hazardous to Water (VAwS)
- Directive regarding the Requirements for Collecting Trays made of Steel (StawaR)
- DIN 6600, DIN 6601, DIN 6625

Above-ground collecting trays made of sheet steel S350GD + Z, liquid-tight welded, suitable for materials with a density of max. 1,000 kg/m³. A corresponding test certificate from RWT has been issued. Compliance with the guidelines is documented by the identification plate on the tray and the corresponding declaration of conformity.

Drip trays

Item	Shelf depth (mm)	L x D x H (mm)	Collection vol. (l)	Order no.
OAW 4400	400	1,020/970 x 390 x 120/127	30	1042340
OAW 4500	500	1,020/970 x 490 x 120/127	38	1042341
OAW 4600	600	1,020/970 x 590 x 120/127	46	1042342
OAW 4800	800	1,020/970 x 790 x 120/127	60	1042339

Grating shelves

Item	Shelf depth (mm)	L x D x H (mm)	Load (kg)	Order no.
G 4400	400	993 x 345 x 30	200	1051519
G 4500	500	993 x 445 x 30	200	1055539
G 4600	600	993 x 545 x 30	200	1055792
G 4800	800	993 x 745 x 30	200	1051520

Wheel and Tire Storage

Wheel and rim storage is efficient if it is optimally designed for the local conditions. Space-saving, flexible and safe systems are required. Wheel storage systems from SSI SCHAEFER fulfill precisely these criteria.

Storing wheels and rims has never been easier and more practical. The specially shaped wheel and rim beams simply slot into the pre-assembled upright frames without using screws. In addition, the strong beam end connectors reinforce the rigidity of the shelving. The individual levels can be adjusted in 53 : 53 mm steps at any time.

SSI SCHAEFER offers a variety of wheel storage solutions. These include storage next to each other in single and double-depth racks and in sets behind one another in channels.

Car dealerships and workshops rely increasingly on complete service concepts to offer their customers added value. This includes services such as storing the customers' wheels.

The numerous reference systems speak for themselves. SSI SCHAEFER designs the most economical, technically and ergonomically optimized system based on your specific application and usage.

We are happy to advise you – feel free to contact us!

Galvanized

- **Plug-in system for easy and quick installation**
  Clear bay widths:
  994 / 1,282 / 2,019 mm,
  Shelving heights:
  2,278 / 2,490 / 2,967 mm
  Shelving depth: 400 mm
- **High loading capacity**
  up to 1,500 kg per bay
- **Additional storage space**
  by the use of dividing shelves. The shelves are attached to the upright slots by means of shelf supports
- **Slotted upright frames**
  Height adjustability pattern:
  Longitudinal beams 53 : 53 mm
  Shelves 26.5 : 26.5 mm
- **Careful storage**
  of wheels and tyres due to flat uprights (without lugs) and a specially designed beam profile

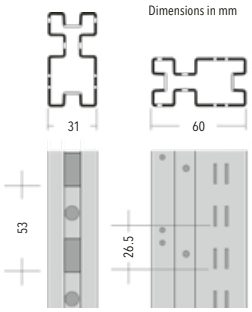

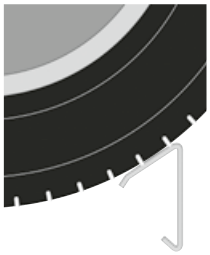

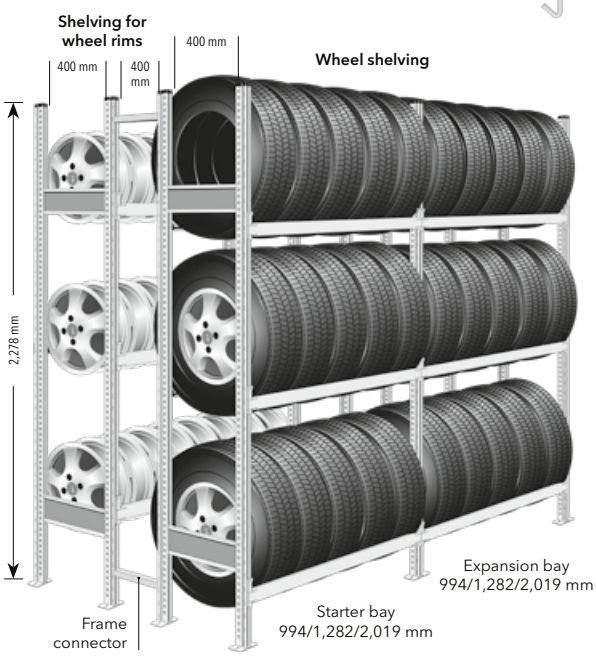

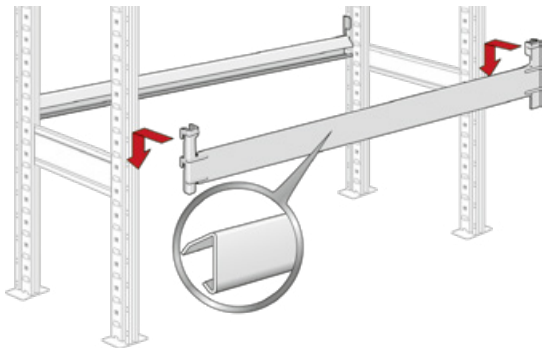

Wheel and rim beams

Item	Clear bay width (mm)	Load/pair max. (kg)	Order no.
RTR 31015	994	100	1042665
RTR 31115	1,100	100	1042748
RTR 31315	1,282	100	1042704
RTR 31325	1,282	200	1042705
RTR 31525	1,506	200	1042709
RTR 32025	2,019	200	1042706
RTR-VS3400	Torsion bar for clear bay width 2,019 mm		1051913

Wheel Storage – Complete Systems/Individual Parts

Wheel and rim complete shelving systems

For approximately 15 or 18 medium-sized wheels per bay. Especially sturdy and flexible bolt-free system. Sheet steel, galvanized. Complete units consisting of:

Starter bay: 2 frames and 6 beams (equal to 3 storage levels), 4 top caps and 4 floor fixings
Expansion bay: 1 frame and 6 beams (equal to 3 storage levels), 2 top caps and 2 floor fixings
Clear bay width: 994/1,282/2,019 x H 2,278 x D 400 mm
Adjusting pattern: 53 : 53 mm

Item	Type	Bay width (mm)	Order no.
RFR34102233V-GF-G	Starter bay	994	1055365
RFR34102233V-AF-G	Expansion bay	994	1055366
RFR34132236V-GF-G	Starter bay	1,282	1055408
RFR34132236V-AF-G	Expansion bay	1,282	1055409
RFR34202236V-GF-G	Starter bay	2,019	1055410
RFR34202236V-AF-G	Expansion bay	2,019	1055411

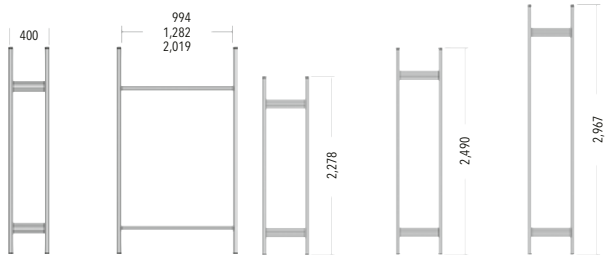

Upright frames, galvanized

Item	Shelf height (mm)	Shelf depth (mm)	Bay load max. (kg)	Order no.
RR34322-V-G-M	2,278	400	1,500	1057438
RR34325-V-G-M	2,490	400	1,500	1057439
RR34330-V-G-M	2,967	400	1,500	1057440

Shelf supports

For attaching shelves to frames with slotted uprights. 4 shelf supports are required for each shelf. Shelves from page A10.

Item	PU	Order no.
EHH-SB	1	1041477

Frame connector

Sheet steel, galvanized. For connecting 2 shelving bays back-to-back. Incl. fixing kit.

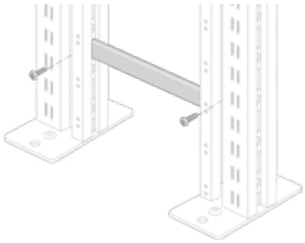

Item	for frame distance (mm)	Order no.
RV 3400	400	1052594

R 7000 – the Versatile Shelving System

The R 7000 modular shelving is an advanced frame system that enables the completely free design of the shelving bays. It is easy to assemble and suitable for a wide range of warehouse tasks due to its diverse accessories.

Freely positionable shelves or beams enable variable compartment heights that can be flexibly adapted to the size of the storage goods.

Available with the bay widths 995 and 1,283 mm, the shelving system is designed for bay loads of up to 6,000 kg. As a consequence, the R 7000 modular shelving system is ideal for constructing free-standing high bay racking systems with storage and retrieval machinery or for multi-tier installations with accessible platforms and high load requirements.

SSI SCHÄFER
12
SSI SCHÄFER
SSI SCHÄFER

High Bay Storage and Multi-Tier Installations

- **Bolt-free system**
  for high bay storage
- **Frame system**
  2 bay widths, 4 shelf depths, various story heights
- **Rapid assembly**
  due to precisely prefabricated components
- **High loading capacity of up to 6,000 kg per bay**
- **Extensive range of accessories**
- **High bay storage facilities and multi-tier installations can be constructed**

The R 7000 complies with the guidelines for storage facilities and equipment defined by the trade association.

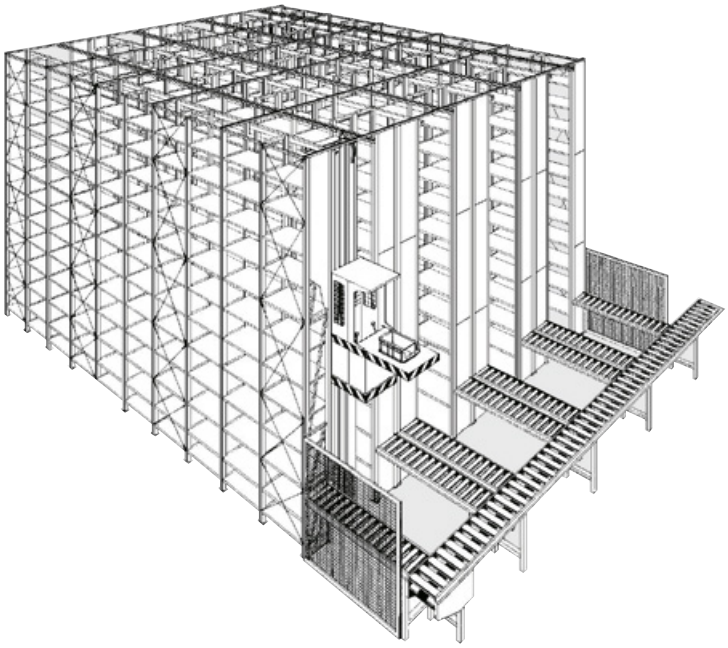

The R 7000 as high bay storage connected to a conveyor system

Up to 5 stories high

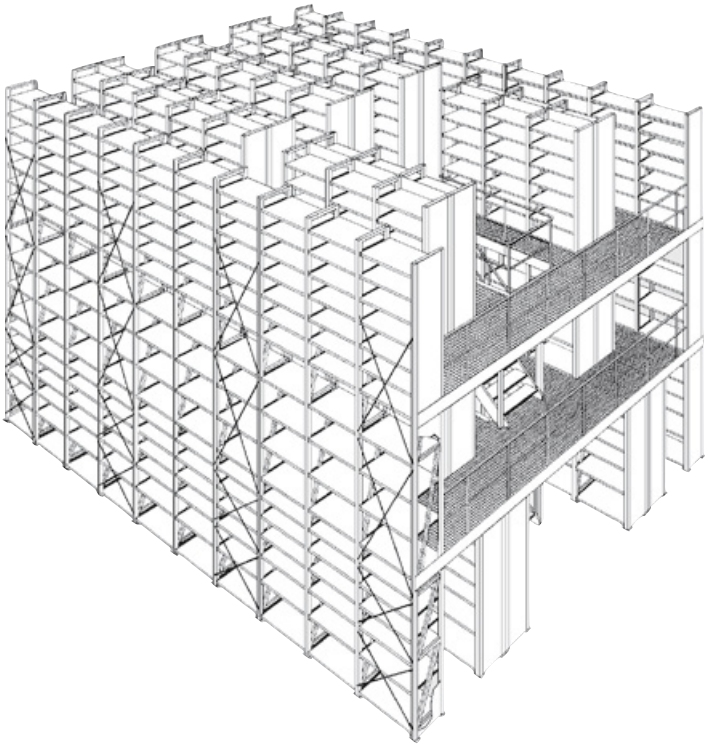

The R 7000 as a three-story walk-in modular shelving system

- **R 7000 on-line shelving**
  from page **E6**

The Equipment

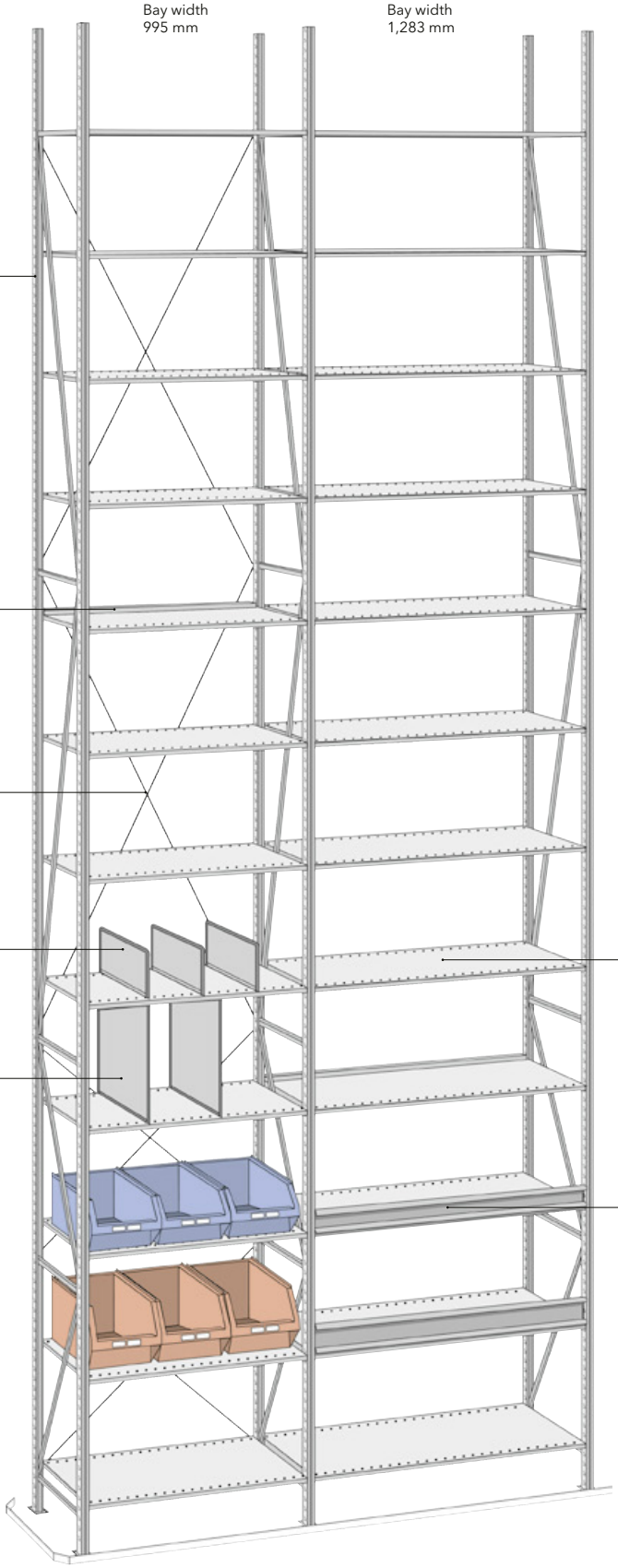

Also available:

- **Mesh side and back panels** (not shown)
  Page **A32 – A33**
- **Solid steel side and back panels** (not shown)
  Page **A32**
- **Horizontal braces** (not shown)
  Page **A30**

The Upright Frame System

Galvanized

- High loading capacity of up to 6,000 kg per bay
- Lug pattern: 53 : 53 mm

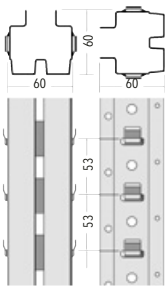

Dimensions in mm

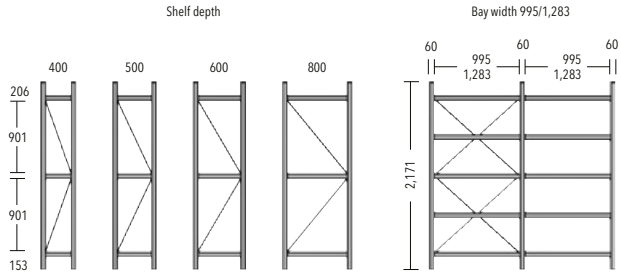

Upright frame, height 2,171 mm, galvanized

Item	Height (mm)	Shelf depth (mm)	Bay load max. (kg)	Order no.
RR 7442	2,171	400	4,000	1041913
RR 7542		500	4,000	1041919
RR 7642		600	4,000	1041923
RR 7842		800	4,000	1041928

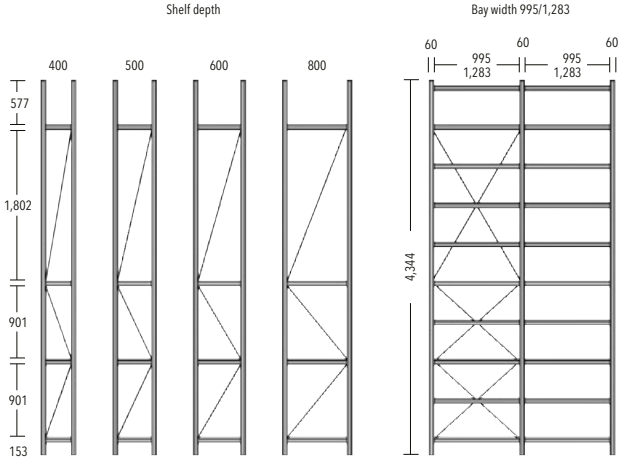

Upright frame, height 4,344 mm, galvanized

Item	Height (mm)	Shelf depth (mm)	Bay load max. (kg)	Order no.
RR 7444	4,344	400	4,000	1041918
RR 7544		500	4,000	1041920
RR 7644		600	4,000	1041924
RR 7844		800	4,000	1041929
RR 7454	4,344	400	5,000	2002079
RR 7554		500	5,000	1041921
RR 7654		600	5,000	2002092
RR 7854		800	5,000	2002093
RR 7464	4,344	400	6,000	2002090
RR 7564		500	6,000	2002091
RR 7664		600	6,000	1041925
RR 7864		800	6,000	1041930

Further heights on request

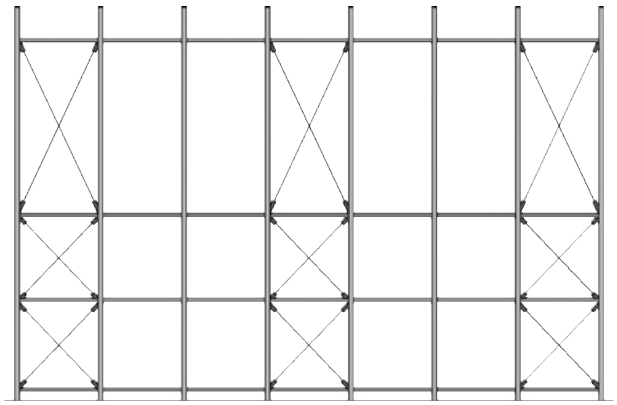

Cross braces

A cross brace must be fitted onto the back of the first and every other third bay to stabilize the shelvings. Shelves must be attached near the cross-brace connecting points and secured against accidental removal with anti-lifting devices.

Item	Height (mm)	Bay width (mm)	Order no.
KV 7109	901	995	1041931
KV 7118	1,802	995	1041932
KV 7131	901	1,283	1041936
KV 7132	1,802	1,283	1041937

Shelves



Shelves

sheet steel, galvanized or powder-coated light silver, 30 mm high. For dividing the shelving bays into compartments of any desired height. With rows of slots at the front and rear for fitting dividers, slot spacing 41 mm. Offset arrangements of independent compartment heights are possible in double-row shelving

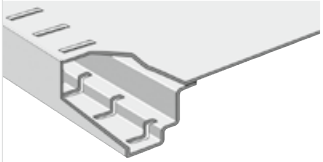

Single edge shelf with 6-fold longitudinal edge = N-design

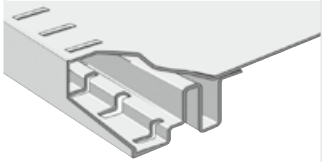

Double edge shelf with 10-fold longitudinal edge = V-design



Shelves for bay width 995 mm, height 30 mm

Sheet steel, powder-coated light silver or galvanized.

Item	Shelf depth (mm)	Load capacity max. (kg)	Edge design	Surface	Order no.
ZB 4413 V	400	100	N	Galvanized	1041996
ZB 4413 L		100	N	Powder-coated	1057489
ZB 4423 V		200	V	Galvanized	1057488
ZB 4423 L		200	V	Powder-coated	1055964
ZB 4513 V	500	100	N	Galvanized	1041997
ZB 4513 L		100	N	Powder-coated	1056249
ZB 4523 V		200	V	Galvanized	1055965
ZB 4523 L		200	V	Powder-coated	1057394
ZB 4533 V		300	V	Galvanized	1056958
ZB 4533 L		300	V	Powder-coated	1057712
ZB 4543 V		400	V	Galvanized	1057395
ZB 4543 L		400	V	Powder-coated	1055962
ZB 4613 V	600	100	N	Galvanized	1041998
ZB 4613 L		100	N	Powder-coated	1057487
ZB 4623 V		200	V	Galvanized	1056964
ZB 4623 L		200	V	Powder-coated	1056959
ZB 4633 V		300	V	Galvanized	1057396
ZB 4633 L		300	V	Powder-coated	1056966
ZB 4643 V		400	V	Galvanized	1056967
ZB 4643 L		400	V	Powder-coated	1057397
ZB 4823 V	800	200	V	Galvanized	1057398
ZB 4823 L		200	V	Powder-coated	1056247
ZB 4843 V		400	V	Galvanized	1057713
ZB 4843 L		400	V	Powder-coated	1056250

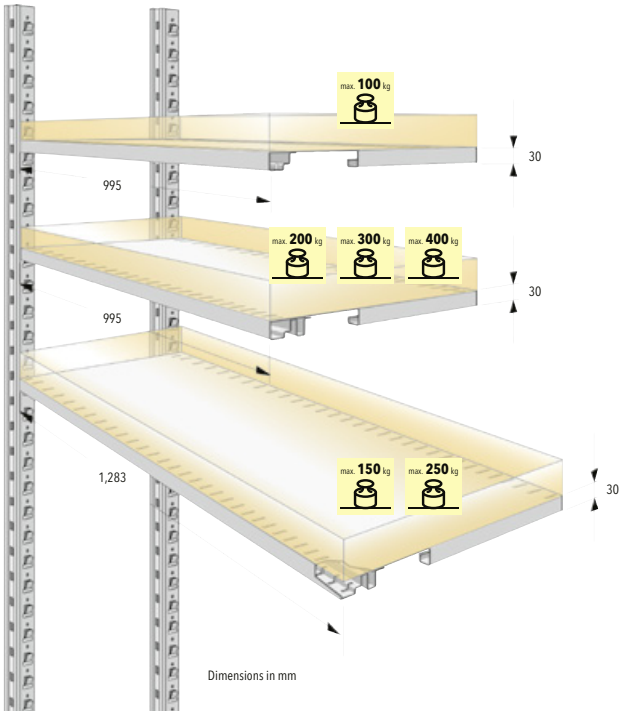

Shelves for bay width 1,283 mm, height 30 mm

Sheet steel, powder-coated light silver or galvanized.

Item	Shelf depth (mm)	Load capacity max. (kg)	Edge design	Surface	Order no.
ZB 9415 V	400	150	V	Galvanized	1057620
ZB 9415 L		150	V	Powder-coated	1057758
ZB 9515 V	500	150	V	Galvanized	1056251
ZB 9515 L		150	V	Powder-coated	1056882
ZB 9525 V		250	V	Galvanized	1057490
ZB 9525 L		250	V	Powder-coated	1057621
ZB 9615 V	600	150	V	Galvanized	1041999
ZB 9615 L		150	V	Powder-coated	1057622
ZB 9625 V		250	V	Galvanized	1056883
ZB 9625 L		250	V	Powder-coated	1057491
ZB 9825 V	800	250	V	Galvanized	1056252
ZB 9825 L		250	V	Powder-coated	1042001

Anti-lifting clips

The shelves at the cross-brace connecting points have to be fitted with anti-lifting clips in every bay of a shelving row.
1 set = 4 pieces.

Item	Order no.
AS 7000	1041934

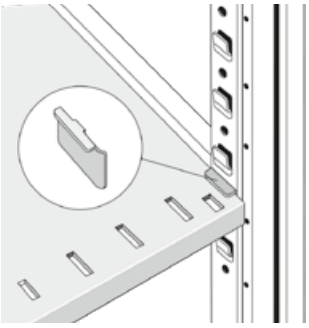

Shelving Components and Accessories

Shelf containers for modular shelvings

Page **A37**

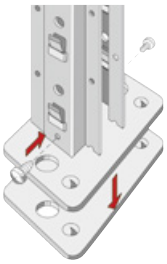

Shim plates

Sheet steel, galvanized. To compensate for slightly uneven ground surfaces.

Item	Thickness (mm)	Order no.
UP 7001	1	1041955
UP 7002	2	1041954
UP 7003	3	1041953

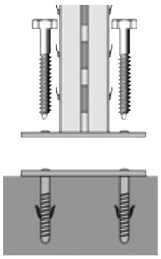

Floor fixing

For anchoring the racks to the floor. Consists of screws, dowels and U washers.

Item	Order no.
BF 7000	1041967

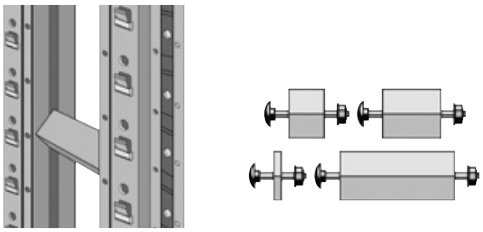

Frame connector

Sheet steel, galvanized. Screw, nut and sleeve. Connects two frames back-to-back with 6, 30, 50 or 100 mm distance.

Item	Frame distance (mm)	Order no.
RV 7006	6	1041968
RV 7030	30	1041965
RV 7050	50	2002095
RV 7100	100	1041966

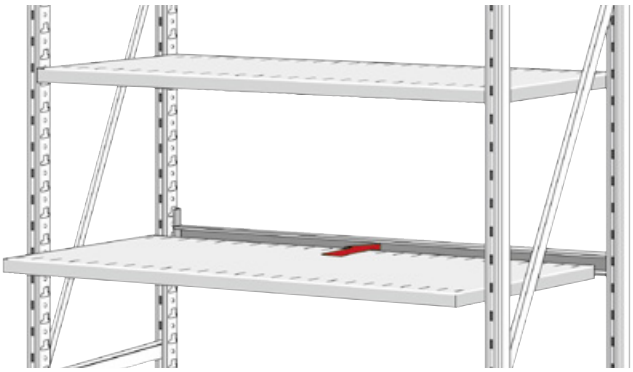

Horizontal braces

Sheet steel, powder-coated light silver. Used for stiffening shelving rows longitudinally when cross-braces cannot be used because singlesided shelving must be accessible from both sides respectively when long parts must be pushed through in a double-sided bay. Always used with 1 shelf and 2 anti-lifting devices. The interlocking connection with the upright guarantees high rigidity.

Item	Bay width (mm)	Order no.
LV 7103	995	1041933
LV 7130	1,283	1041960

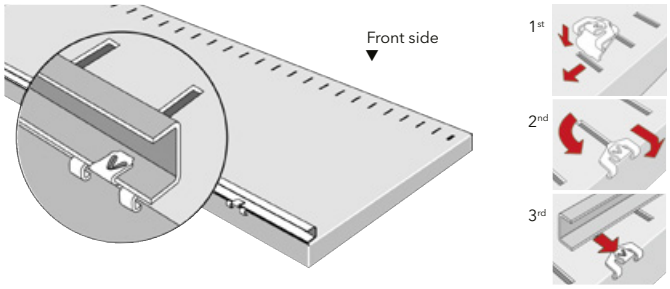

Back stop

Sheet steel, galvanized. Prevents load carriers or cartons from being pushed through, including 3 clips.

Item	Bay width (mm)	Order no.
DSL 4102	995	1041907
DSL 9131	1,283	1042054

The Accessories

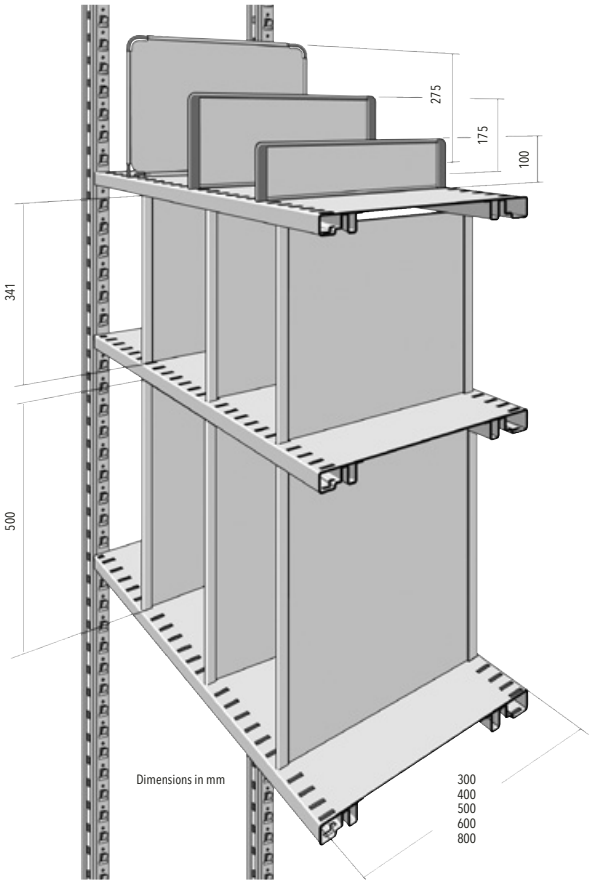

Free-standing dividers for 30 mm high shelves

Sheet steel, galvanized. Inserted into the slots of the shelves independently of the compartment height and can be used in combination with bin fronts.

Item	Shelf depth (mm)	Divider height (mm)	Version with	Order no.
TRF-K 4410	400	100	Plastic connectors	1055473
TRF-K 4417		175	Plastic connectors	1055545
TRF-D 4427		275	Wire connectors	1055661
TRF-K 4510	500	100	Plastic connectors	1055474
TRF-K 4517		175	Plastic connectors	1044712
TRF-D 4527		275	Wire connectors	1055469
TRF-K 4610	600	100	Plastic connectors	1044715
TRF-K 4617		175	Plastic connectors	1055055
TRF-D 4627		275	Wire connectors	1055651
TRF-D 4810	800	100	Wire connectors	1055652
TRF-D 4817		175	Wire connectors	1055470

Full-height dividers for 30 mm high shelves

Sheet steel, galvanized. For 341 mm and 500 mm compartment heights.

Item	Shelf depth (mm)	Divider height (mm)	Order no.
TR 4440	400	341	1055658
TR 4450		500	1055659
TR 4540	500	341	1045239
TR 4550		500	1042726
TR 4640	600	341	1042678
TR 4650		500	1055660

Height elevations using shelves for the shelving height 2,171 mm

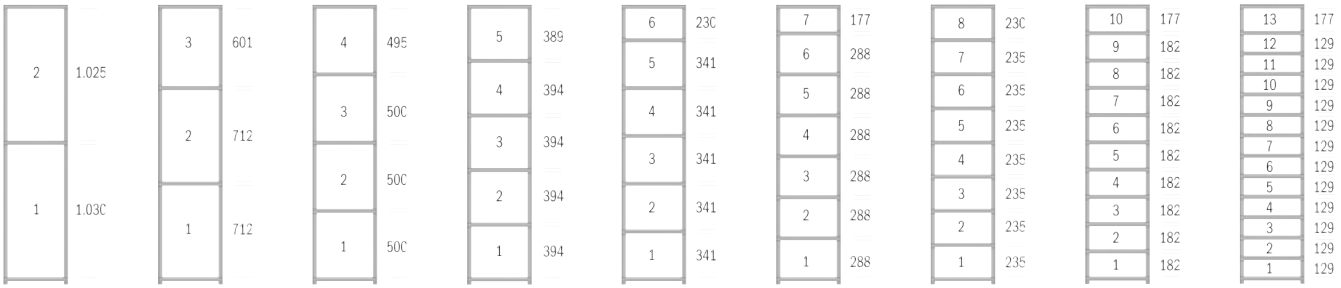

Height elevations using shelves for the shelving height 4,344 mm



Accessories

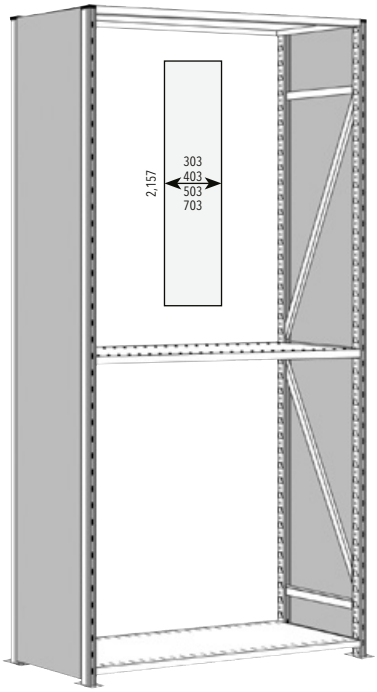

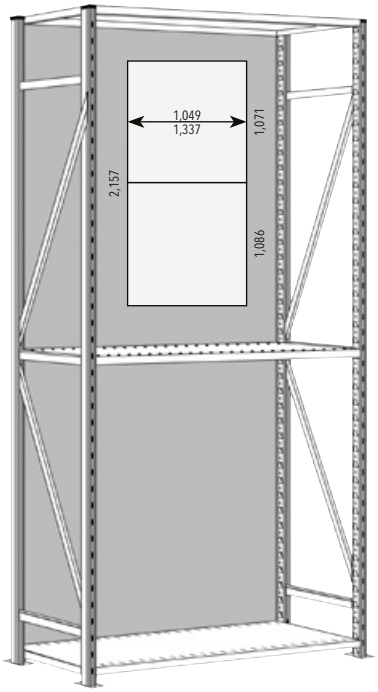

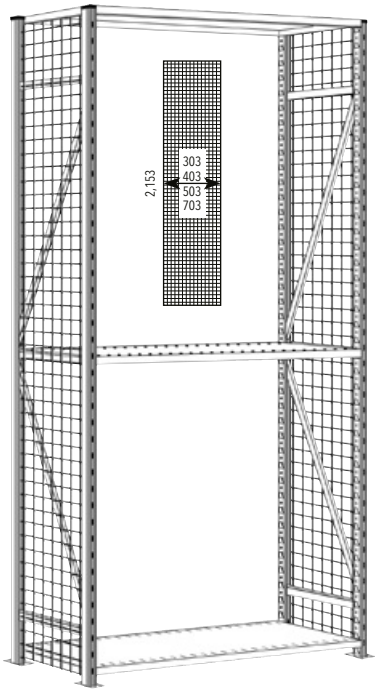

Sheet steel side panels

Sheet steel, galvanized. The shelving bays can be fitted with sheet steel side panels. At row ends the side panels are attached to the frames by using spreading clamps. Inside shelving rows the side panels are held in place by the shelves. Height 2,157 mm.

Two sheet steel side panels must be ordered for the 4,344 mm height (e.g. 2x SW 7402).

Item	Shelf depth (mm)	Order no.
SW 7402	400	1041939
SW 7502	500	1041940
SW 7602	600	1041941
SW 7802	800	1041942

Sheet steel back panels

Sheet steel, galvanized. The side edge is placed on the shelving upright and fastened in place. Back panel height 1,086 mm.

Two sheet steel back panels must be ordered for the height 2,171 mm (e.g. 2x RW 7101); 4 back panels must be ordered for the height 4,344 mm (e.g. 4 x RW 7101).

Item	Bay width (mm)	Order no.
RW 7101	995	1041938
RW 7131	1,283	1041951

Mesh side panels

Steel wire, painted light silver. Mesh size 50 x 50 mm, height 2,153 mm. The mesh panels are fastened using 6 spring clips.

Two mesh steel side panels must be ordered for the 4,344 mm height (e.g. 2x SWG 7402).

Item	Shelf depth (mm)	Order no.
SWG 7402	400	1041944
SWG 7502	500	1041945
SWG 7602	600	1041946
SWG 7802	800	2002094



Label holder

Self-adhesive, for labeling storage locations.

Item	Length (mm)	PU	Order no.
EH 4085	85	50	1055482
EH 4135	135	50	1042385
EH 4490	490	50	1054856
EH 4980	980	25	1042381
EH 9125	1,250	25	1055207

Labels

Item	Length (mm)	PU	Order no.
EHE 4085	85	100	1056923
EHE 4135	135	100	1055483
EHE 4490	490	100	1055220

Accessories

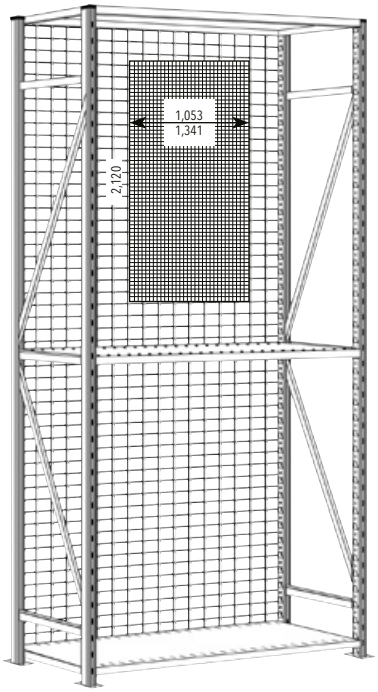

Drawers

on request

Mesh back panels

Steel wire, painted light silver. Mesh size 50 x 50 mm, height 2,120 mm. The panels are fastened using 8 spring clips.

Two mesh back panels must be ordered for the 4,344 mm height (e.g. 2x RWG 7102).

Item	Bay width (mm)	Order no.
RWG 7102	995	1041943
RWG 7130	1,283	1041964

Two-wing door

For subsequent installation in open shelf fields with bay widths 995 and 1,283 mm. Height 2,111 mm.

The back and side panels must be ordered separately when retrofitting.

Item	Bay width (mm)	Order no.
FTR 4001	995	1042921
FTR 9001	1,283	1042734

Bin fronts

Sheet steel, galvanized, for storing loose small parts. Particularly useful in conjunction with shelf dividers and side and back panels.

Item	Bay width (mm)	Strip height (mm)	Order no.
VL 7104	995	40	1041948
VL 7108		85	1041949
VL 7134	1,283	40	1041986
VL 7138		85	1041987

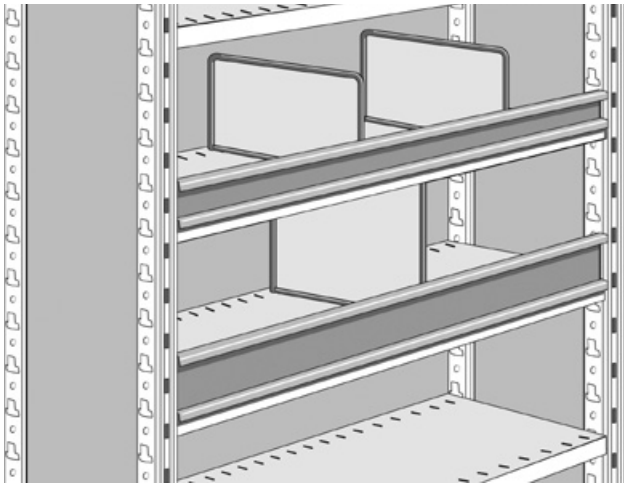

Accessories for Modular Shelving Systems ...

SSI SCHAEFER's accessories are designed to integrate perfectly into all of the different shelving systems. These accessories are the ideal addition to any shelving system.

Thanks to their coordinated dimensions, these elements can be specifically combined to fit the individual shelving bays independently of their purpose.

Whether high bay racking or multi-tier installation and platform systems, SSI SCHAEFER's accessories create the perfect storage system.

Because all of the parts are a perfect match.

… Storage Made Easy

Storage location labels
from page **C14**

Stairs, railings and lighting installations
on request

Storage Trays for Bay Width 994/995 mm

- **Easy assembly**
- **Organizable**
  can be divided into
  max. 12 compartments

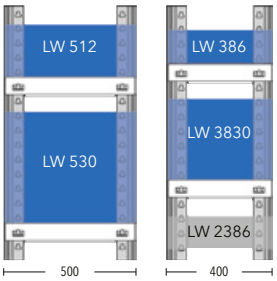

Storage tray LW 386 for shelf depth 400 mm and 800 mm

Steel, painted blue. Stackable with LW 3830.

Item		W x D x H (mm)/PU	Order no.
LW 386	LW 386 storage tray	980 x 386 x 120	1041755
LWT 386/2386	Divider, galvanized	1 piece	1041858
AP 4400/4800	Support profile	1 pair	1041908
EHK 75	Label holder	W 75 mm, 50 pcs.	1041822
EHKE 75	Labels	W 75 mm, 100 pcs.	1041823



Storage tray LW 512 for shelf depth 500 mm and 1,000 mm

Steel, painted blue. Stackable.

Item		W x D x H (mm)/PU	Order no.
LW 512	LW 512 storage tray	980 x 486 x 120	1041798
LWT 512	Divider, galvanized	1 piece	1041799
AP 4500	Support profile	1 pair	1041800
EHK 75	Label holder	W 75 mm, 50 pcs.	1041822
EHKE 75	Labels	W 75 mm, 100 pcs.	1041823



Storage tray LW 530 for shelf depth 500 mm and 1,000 mm

Steel, painted blue. Stackable.

Item		W x D x H (mm)/PU	Order no.
LW 530	LW 530 storage tray	980 x 486 x 300	1041796
LWT 530	Divider, galvanized	1 piece	1041797
AP 4500	Support profile	1 pair	1041800
EHK 75	Label holder	W 75 mm, 50 pcs.	1041822
EHK 85	Label holder	W 85 mm, 50 pcs.	1041792
EHK 135	Label holder	W 135 mm, 50 pcs.	1041793
EHKE 75	Labels	W 75 mm, 100 pcs.	1041823
EHKE 85	Labels	W 85 mm, 100 pcs.	1041794
EHKE 135	Labels	W 135 mm, 100 pcs.	1041795



Storage tray LW 3830 for shelf depth 400 mm and 800 mm

Steel, painted blue. Stackable with LW 386.

Item		W x D x H (mm)/PU	Order no.
LW 3830	LW 3830 storage tray	980 x 386 x 300	1041766
LWT 3830	Divider, galvanized	1 piece	1041767
AP 4400/4800	Support profile	1 pair	1041908
EHK 75	Label holder	W 75 mm, 50 pcs.	1041822
EHK 85	Label holder	W 85 mm, 50 pcs.	1041792
EHKE 75	Labels	W 75 mm, 100 pcs.	1041823
EHKE 85	Labels	W 85 mm, 100 pcs.	1041794





Storage tray LW 512-Z for shelf depth 500 mm

Steel, galvanized. For direct attachment to the shelving uprights.

Item		W x D x H (mm)/PU	Order no.
LW 512-Z	LW 512-Z storage tray	981 x 486 x 120	1041843
LWT 512-Z	Divider, galvanized	1 piece	1041845
EHK 75	Label holder	W 75 mm, 50 pcs.	1041822
EHKE 75	Labels	W 75 mm, 100 pcs.	1041823



Storage tray LW 2386 for shelf depth 400 mm

Steel, galvanized. For direct attachment to the shelving uprights.

Item		W x D x H (mm)/PU	Order no.
LW 2386	LW 2386 storage tray	980 x 386 x 100	1041857
LWT 386/2386	Divider, galvanized	1 piece	1041858
EHK 75	Label holder	W 75 mm, 50 pcs.	1041822
EHKE 75	Labels	W 75 mm, 100 pcs.	1041823



Storage tray LW 2386-M for shelf depth 400 mm

Steel, galvanized. For direct attachment to the shelving uprights.

Item		W x D x H (mm)/PU	Order no.
LW 2386-M	LW 2386-M storage tray	980 x 386 x 100	1041862
LWT 2386-M	Divider, galvanized	1 piece	1041863
EHK 75	Label holder	W 75 mm, 50 pcs.	1041822
EHKE 75	Labels	W 75 mm, 100 pcs.	1041823

Blue Painted Galvanized

- **Designed for SSI SCHAEFER modular shelvings**
- **Extensive range of order accessories**
  labeling and partition options (advantageous for both large and small warehouses)

Sheet Steel Shelf Containers

Plastic shelf containers

on request





Shelf container RK 301 Steel, painted blue

can be divided into max. 10 compartments, 6 containers per shelf.

Item	Description (W x D x H mm)	PU	Order No.
RK 301	Shelf container (162 x 317 x 100/137)	1 pc.	1041760
RKE 386	Labels for short side	100 pcs.	1041748
RKF 386	Protective film	100 pcs.	1041771
RKT 335/301	Divider, galvanized	1 pc.	1041746

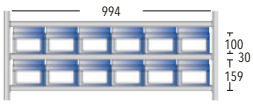



Shelf container RK 2386 Steel, galvanized

can be divided into max. 12 compartments, 7 containers per shelf.

Item	Description (W x D x H mm)	PU	Order No.
RK 2386	Shelf container (136 x 393 x 100/107)	1 pc.	1064638
RKE 2386	Labels for short side	100 pcs.	1041761
RKF 2386	Protective film	100 pcs.	1041762
RKT 2386	Divider, galvanized	1 pc.	1057326

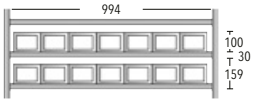



Shelf container RK 4386 Steel, painted blue

can be divided into max. 12 compartments, 6 containers per shelf.

Item	Description (W x D x H mm)	PU	Order No.
RK 4386	Shelf container (162 x 398 x 120/137)	1 pc.	1041853
RKE 386	Labels for short side	100 pcs.	1041748
RKF 386	Protective film	100 pcs.	1041771
RKT 386/ 512/4386	Divider, galvanized	1 pc.	1058252

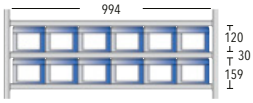



Shelf container RK 386 Steel, painted blue

can be divided into max. 12 compartments, 6 containers per shelf.

Item	Description (W x D x H mm)	PU	Order No.
RK 386	Shelf container (162 x 404 x 120/137)	1 pc.	1041747
RKE 386	Labels for short side	100 pcs.	1041748
RKF 386	Protective film	100 pcs.	1041771
RKT 386/ 512/4386	Divider, galvanized	1 pc.	1058252

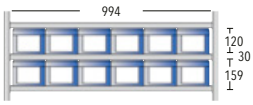

Shelf container RK 512 Steel, painted blue

can be divided into max. 16 compartments, 6 containers per shelf.

Item	Description (W x D x H mm)	PU	Order No.
RK 512	Shelf container (162 x 504 x 120/137)	1 pc.	1041844
RKE 386	Labels for short side	100 pcs.	1041748
RKF 386	Protective film	100 pcs.	1041771
RKT 386/ 512/4386	Divider, galvanized	1 pc.	1058252

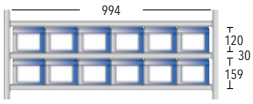

Blue-Gray Painted

Galvanized*

- **Sheet steel**
  for high mechanical loads, painted blue-gray or immersion galvanized
- **High stacking loads**

* Surface quality: galvanized acc. to DIN EN ISO 1461

Semi-Open Front Storage Containers – 14/7 Range Made of Sheet Steel

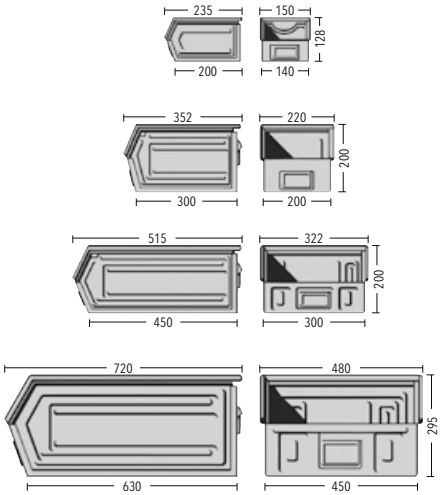

Sheet steel semi-open front storage containers – 14/7 range

Item	Nominal dimensions L x W x H (mm)	Max. load (kg) Single	Stacked	Volume (liters)	Order No. painted	galvanized
14/7-4 l	235/200 x 140 x 128	10	–	3.5	1041557	–
14/7-4 v					–	1041561
14/7-3 l	352/300 x 200 x 200	50	350	11.5	1041549	–
14/7-3 v					–	1041553
14/7-2 l	515/450 x 300 x 200	100	800	26.0	1041539	–
14/7-2 v					–	1041543
14/7-1 l	720/630 x 450 x 295	150	1.200	83.0	1041524	–
14/7-1 v					–	1041528

Accessories for 14/7 Range Made of Sheet Steel

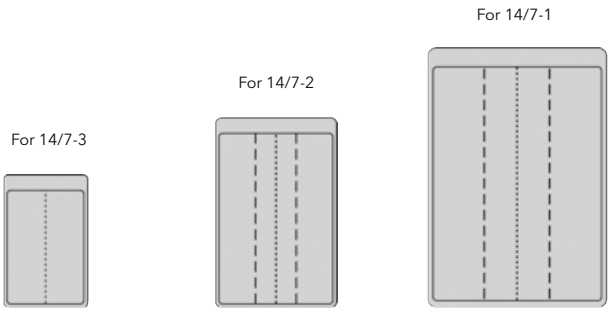

Dividers

Galvanized sheet steel for lengthwise partitioning of the containers.

Item	for containers	PU	Order No.
ZW-3-B	14/7-3	1 divider and 1 pair of slotted strips	1041721
ZW-2-B	14/7-2	1 divider and 1 pair of slotted strips	1041717
ZW-1-B	14/7-1	1 divider and 1 pair of slotted strips	1041711

- **Stackable**
  among each other and with series LF and 14/6 made from plastic
- **Very sturdy**
  due to the rolled and folded stacking rim

Stackable Transportation Containers – 14/6 Range Made of Sheet Steel

Sheet steel stackable transport containers – 14/6 range

Item	Nominal dimensions L x W x H (mm)	Max. load (kg) Single	Max. load (kg) Stacked	Volume (liters)	Order No. painted	Order No. galvanized
14/6-2 l	450 x 300 x 200	100	800	25.0	1057812	–
14/6-2 v					–	1041231
14/6-A l	500 x 300 x 200	100	800	27.5	1041595	–
14/6-A v					–	1041599
14/6-1 l	630 x 450 x 296	150	1.200	79.0	1041577	–
14/6-1 v					–	1041581

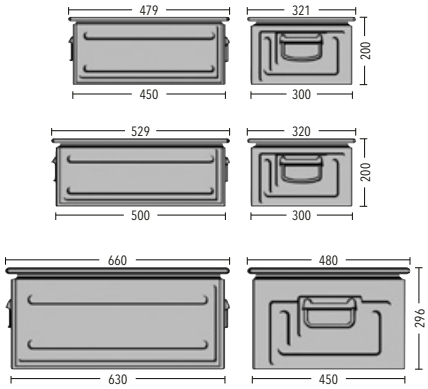

Special perforated versions 14/6 series

With ergonomically shaped flip handles on short sides for comfortable handling despite heavy contents. Highly suitable for safe working during transportation, ongoing warehouse operation, or even outside.

Sheet steel, galvanized. Optimal for the washing process and suitable for all shelving systems. Thanks to a robust stacking rim and base, the containers ensure a high level of stability when stacked.

Hole patterns 111

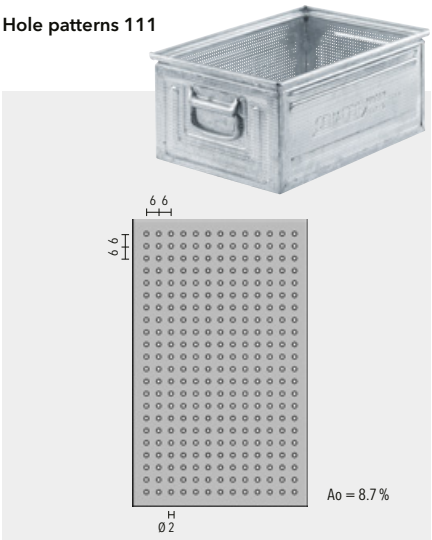

Item	Order no.
14/6-2 v with hole patterns 111	1056720

Hole patterns 112 B

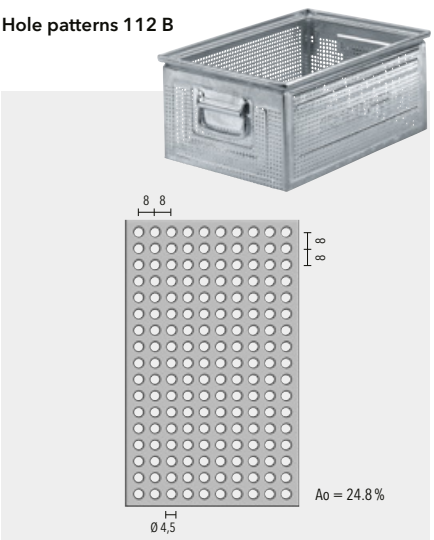

Item	Order no.
14/6-2 v with hole patterns 112 B	1057671

Hole patterns 113 B

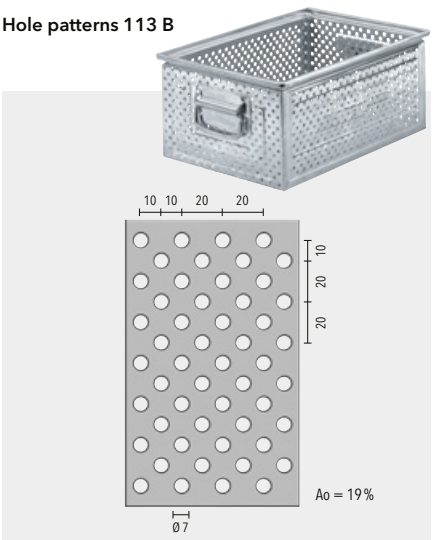

Item	Order no.
14/6-2 v with hole patterns 113 B	1057208

Safety Fencing Systems

SSI SCHAEFER shelving system and the safety fencing system are designed to match. Universally usable for every application. With a standard element width and fitting field.

All of the wing door variants feature anti-theft protection, are self-closing and prepared for lock cylinders.

A lift-hinged door can be easily converted into a right-hinged door.

Safety fencing systems

on request

Similar to illustration

Similar to illustration

- **Structural steel mesh**
  Wire thickness of 4 mm, folded at the sides
- **Mesh size**
  40 x 40 mm, suitable for machine protection as per DIN 31 001, Part 1
- **Surface**
  High-quality stove-enamel finish
- **Supports**
  Made of sturdy U-shaped cold profile 50/55/3 mm, pre-punched. Pre-drilled foot plates for floor fixing, including expansion anchors
- **Further colours**
  galvanized/RAL 1018/RAL 7024 available on request

Similar to illustration

Safety Fencing System Design

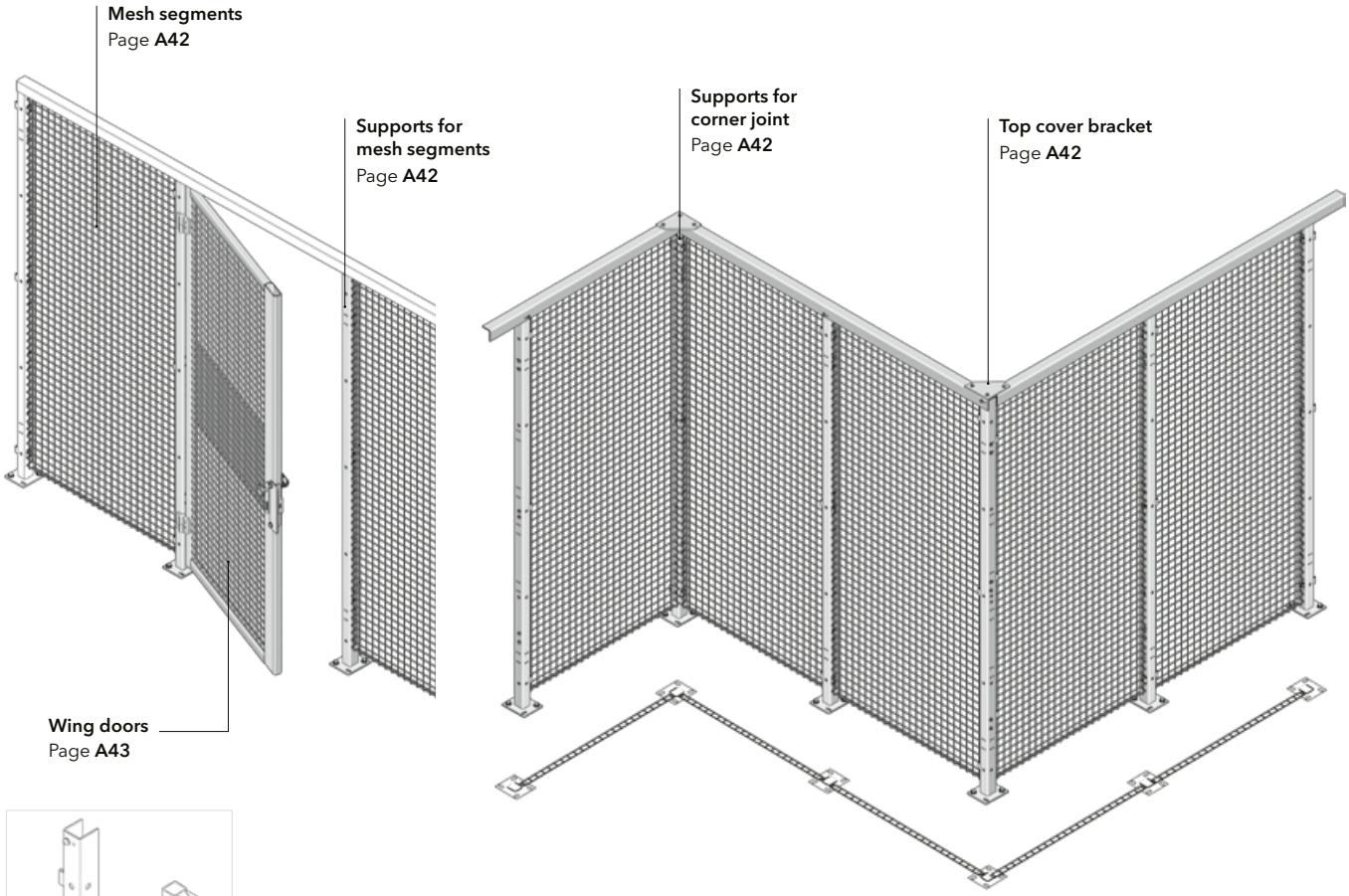

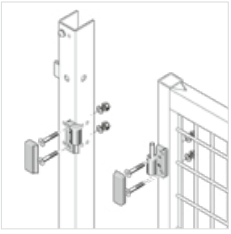

Top hinge

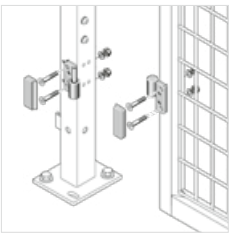

Bottom hinge

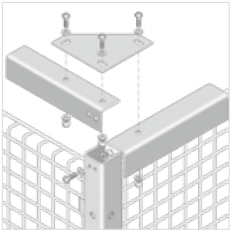

Top end strips

Simple post connection

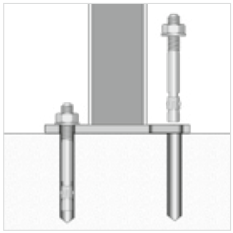

Floor fixing

Mesh Segments

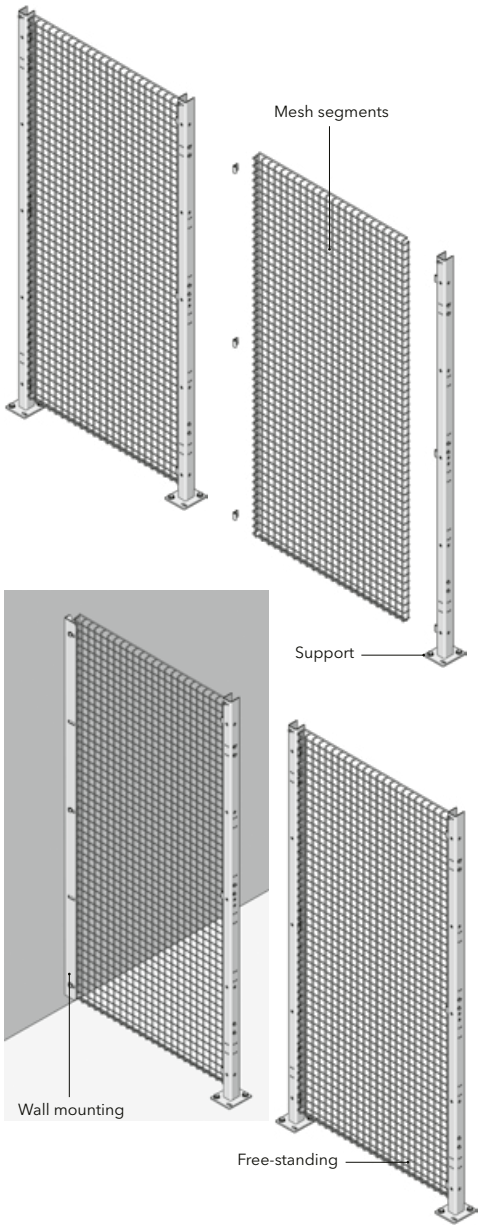

Mesh element

Item	W x H (mm)	Order no. rap. yellow	gentian blue	light silver
ZAS-GEA 020	150 x 2,086	1053114	1053119	1053124
ZAS-GEA 040	350 x 2,086	1053113	1053118	1053123
ZAS-GEA 060	550 x 2,086	1053112	1053117	1053122
ZAS-GEA 080	750 x 2,086	1053111	1053116	1053121
ZAS-GEA 100	950 x 2,086	1053110	1053115	1053120

Supports

Item	Height (mm)	Order no. rap. yellow	gentian blue	light silver
Middle support				
ZAS-SN-2193	2,193	1053395	1053396	1053397
Corner support				
ZAS-ESN-2193	2,193	1053399	1053400	1053401

Safety fencing systems

on request

Accessories

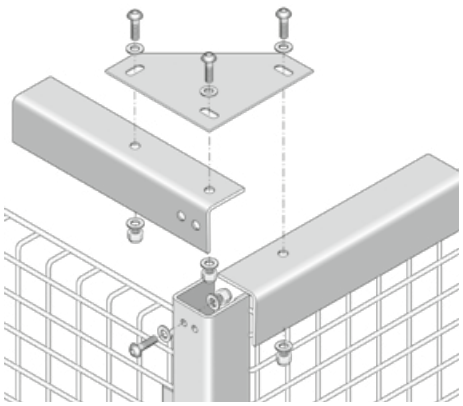

Top cover bracket

Top cover elements made of angled profile 50/50/3 mm are screwed onto the top of the divider supports for stabilization.

Item	L x W x H (mm)	Order no. rap. yellow	gentian blue	light silver
ZAS-AW215	2,150 x 50 x 50	1053362	1053363	1053364
ZAS-AW600	6,000 x 50 x 50	1053366	1053367	1053368

Single-wing doors

Suitable for DIN "left" and "right". 2 sturdy cover panels at the height of the lock.
Includes stop and lock.

Item	Clearance W x H (mm)	Order no. rap. yellow	gentian blue	light silver
Prepared for mortise lock				
ZAS-ETG85-ES	850 x 2,070	1053131	1053132	1053133
ZAS-ETG100-ES	1,000 x 2,070	1053143	1053144	1053145
with mortise lock with latch lock				
ZAS-ETG85-ESR	850 x 2,070	1053135	1053136	1053137
ZAS-ETG100-ESR	1,000 x 2,070	1053147	1053148	1053149
with panic lock				
ZAS-ETG85-PS	850 x 2,070	1053139	1053140	1053141
ZAS-ETG100-PS	1,000 x 2,070	1053151	1053152	1053153
with panic bar right				
ZAS-ETGPR85-PS	850 x 2,070	1053403	1053404	1053405
ZAS-ETGPR100-PS	1,000 x 2,070	1053415	1053416	1053417
with panic bar on the left				
ZAS-ETGPL85-PS	850 x 2,070	1053407	1053408	1053409
ZAS-ETGPL100-PS	1,000 x 2,070	1053419	1053420	1053421

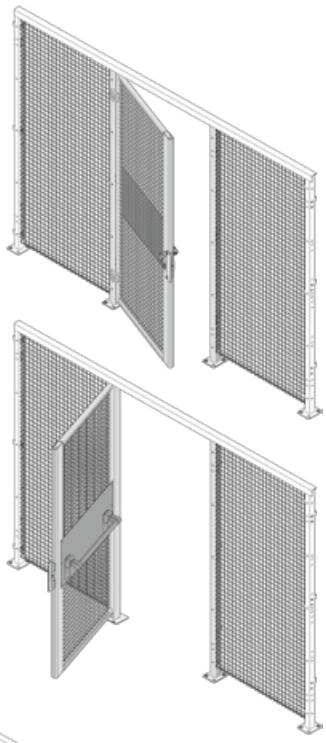

Two-wing doors

2 sturdy cover panels at the height of the lock. Includes hinges and lock, prepared for on-site installation of a lock cylinder.

Item	W x H (mm)	Order no. rap. yellow	gentian blue	light silver
ZAS-ZTG100	2,000 x 2,070	1053155	1053156	1053157

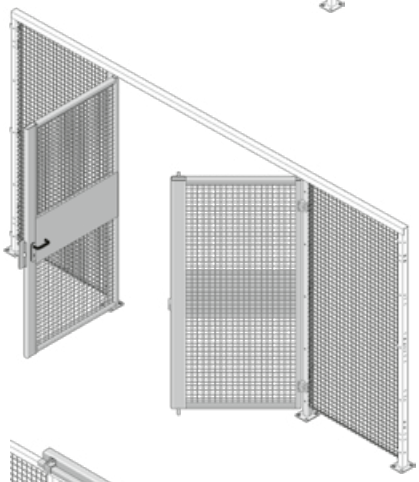

Sliding door

2 sturdy cover panels at the height of the lock. Includes hinges and lock, prepared for on-site installation of a lock cylinder.

Item	W x H (mm)	Clear entrance width (mm)	Order no. rap. yellow	gentian blue	light silver
ZAS-STG85	1,110 x 2,110	750	1053459	1053460	1053461



Sliding door

2 sturdy cover panels at the height of the lock. Includes hinges and lock, prepared for on-site installation of a lock cylinder.

Item	W x H (mm)	Clear entrance width (mm)	Order no. rap. yellow	gentian blue	light silver
ZAS-STOG198	2,238 x 2,110	1,890	1053468	1053469	1053470

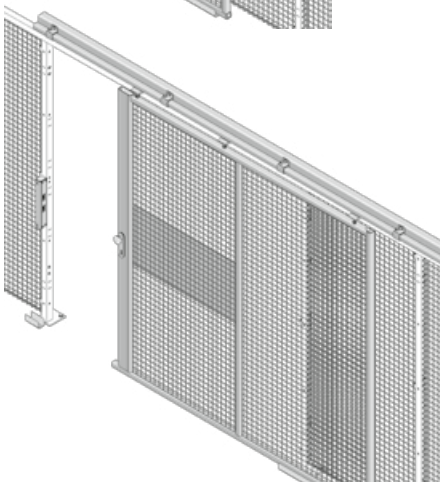

Installation positions of the guide rails

R 3000 shelvings: Guide rail height
for shelving height 2,278 mm = 1,756, 1,968 and 2,286 mm;
for shelving height 2,490 mm = 1,809, 1,968, 2,498 and 2,180 mm;
for shelving height 2,967 mm = 1,809, 2,445, 2,657 and 2,975 mm

Shelf Ladders and Accessories

FRS mobile shelf ladders

Run parallel to the rack. Upper roll fitting retractable, ladder secured against unintended removal and placed against the rack when not in use.

Side rails made of rectangular steel tube with slightly rounded edges. Painted: Gentian Blue, RAL 5010, powder coated.

Upper and lower roll fittings automatically braked during climbing. Low-noise operation due to 2 plastic castors, completely clad, castor Ø 100 mm.

Beech wood steps, clear varnish and with anti-slip grooves. Galvanized fittings. Ladder width 400 mm, step depth 80 mm. Step spacing towards the side rail 250 mm, 235 mm perpendicular.

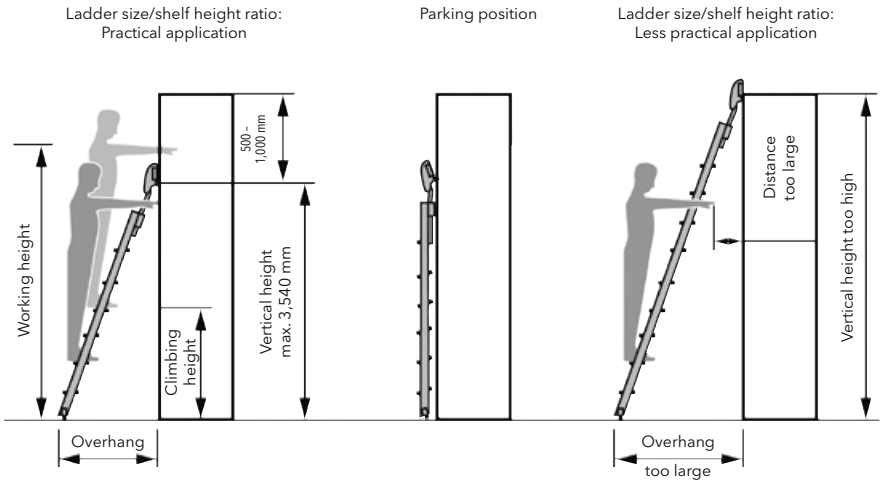

Standard installation position
R 3000 system

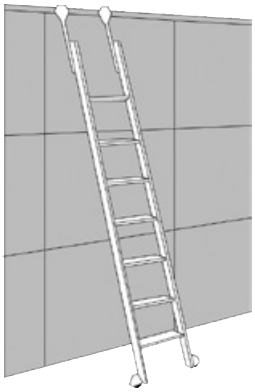

FRS shelf ladder with guide rail (angled)

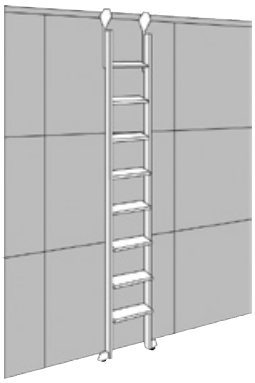

FRS shelf ladder in straight/parking position

Item	Number of steps	f. vertical guide rails height from – to (mm)	Max. working height (mm)	Max. climbing height (mm)	Overhang approx. (mm)	Order no.
FRS 0	6	1,810 – 2,080	2,210	710	720	1044317
FRS 1	7	2,060 – 2,320	2,440	940	810	1044318
FRS 2	8	2,320 – 2,550	2,680	1,180	890	1044319
FRS 3	9	2,550 – 2,790	2,920	1,420	970	1044320
FRS 4	10	2,790 – 3,060	3,150	1,650	1,050	1044321
FRS 5	11	3,060 – 3,330	3,390	1,890	1,160	1044322
FRS 6	12	3,330 – 3,540	3,620	2,120	1,240	1044323
FRS 7	13	3,540 – 3,770	3,860	2,360	1,330	1044324

Guide rails

Made of angled steel, painted silver gray, with brackets for mounting on the shelving uprights. Can be used for any rack length. The guide rails are supplied for 2 or 3 shelf lengths with brackets.

A bracket is fitted at the top of each shelving upright. A left and right bracket is required where two guide rails abut.

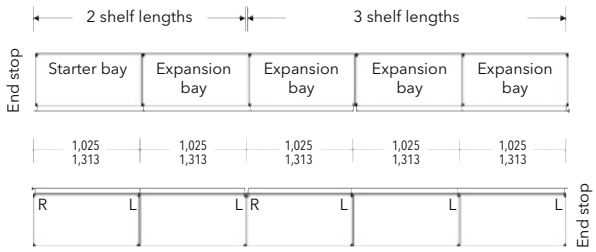

Distribution of left and right brackets in the rows (top view)

Item	Bay width (mm)	Shelf length Number	Order no.
For R 3000 shelving (installed on the rack uprights)			
LS 3102	994	2	1042630
LS 3103		3	1042631
LS 3132	1,282	2	1042632
LS 3133		3	1042633
LS-E	End stop, for installation at the beginning and end		1041744

Shelf Ladders and Accessories

FRD mobile shelf ladders

Runs in 2 rails between the shelving rows that can be pushed sideways. Upper and lower roll fittings automatically braked during climbing. Low-noise operation due to plastic castors, castor Ø 100 mm. After releasing the spring latch on the retaining bracket, the ladder can be rotated 360° via the castor head and the climbed on both sides. The ladder can be hung from the top carriage and moved.

Side rails made of rectangular steel tube with slightly rounded edges. Painted: Gentian Blue, RAL 5010, powder coated.

For aisle widths of up to 1,400 mm with the guide tube for transverse movement; for aisle widths up to 1,700 mm with transverse swivel castors for transverse movement.

Beech wood steps, clear varnish and with anti-slip grooves. Galvanized fittings. Ladder width 400 mm, step depth 80 mm. Step spacing towards the side rail 250 mm, 235 mm perpendicular.

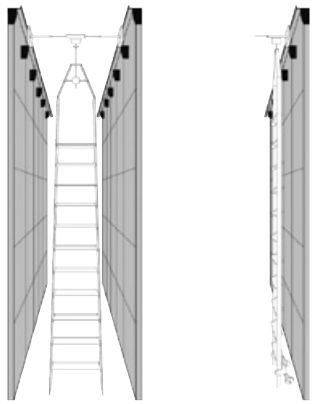

FRD shelf ladder in the guide rails and the swiveled onto the shelving

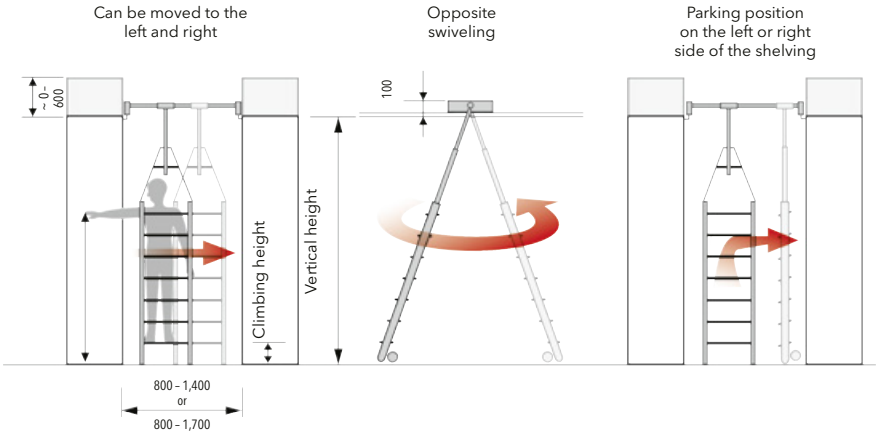

With guide tube – for aisle widths up to 1,400 mm

With transverse swivel castors – for aisle widths up to 1,700 mm

Item	Number of steps	f. vertical guide rails height from – to (mm)	Max. working height (mm)	Max. climbing height (mm)	Order no.
For aisle widths of up to 1,400 mm – with guide tube					
FRD 1-14	5	1,910 – 2,060	1,970	470	1044325
FRD 2-14	6	2,140 – 2,290	2,210	710	1044326
FRD 3-14	7	2,380 – 2,530	2,440	940	1044327
FRD 4-14	8	2,610 – 2,760	2,680	1,180	1044328
FRD 5-14	9	2,850 – 3,000	2,920	1,420	1044329
FRD 6-14	10	3,080 – 3,230	3,150	1,650	1044330
FRD 7-14	11	3,320 – 3,470	3,390	1,890	1044331
FRD 8-14	12	3,550 – 3,700	3,620	2,120	1044332
FRD 9-14	13	3,790 – 3,940	3,860	2,360	1044333
For aisle widths of up to 1,700 mm – with transverse swivel castors					
FRD 1-17	5	1,970 – 2,120	1,970	470	1044334
FRD 2-17	6	2,210 – 2,360	2,210	710	1044335
FRD 3-17	7	2,440 – 2,590	2,440	940	1044336
FRD 4-17	8	2,680 – 2,830	2,680	1,180	1044337
FRD 5-17	9	2,910 – 3,060	2,920	1,420	1044338
FRD 6-17	10	3,150 – 3,300	3,150	1,650	1044339
FRD 7-17	11	3,380 – 3,530	3,390	1,890	1044340
FRD 8-17	12	3,620 – 3,770	3,620	2,120	1044341
FRD 9-17	13	3,850 – 4,000	3,860	2,360	1044342

Further information about shelf ladders and accessories is available

on request

Hand grip

Made of steel tube, galvanized. Can be screwed onto the top of the side rails. Usable length of approx. 500 mm. Self assembly.

Item	for ladders	Order no.
FRS-HG	FRS	1041846

Handrails

Made of steel tube, galvanized. Clamped onto the left and right side of the side rails. Angled toward the outside, creating more freedom of movement on the ladder. Self assembly.

Item	for ladders	Order no.
FR-HL 1	FRS 0+1 / FRD 1-3	1041847
FR-HL 2	FRS 2-4 / FRD 4-6	1041848
FR-HL 3	FRS 5-7 / FRD 7-9	1041849

Rolling Platform and Step Ladders, Accessories

Gentian Blue
RAL 5010

Rolling platform ladders

- **Side rails**
  made of rectangular light steel tube with rounded edges
- **Can be climbed on both sides**
- **Automatic braking**
- **Easy movement**
  due to large castors (Ø 125 mm)
- **High standard of safety**
  due to platform railing 2 sides with knee and foot rail, excellent stability

Maximum working heights

Dimensions in mm

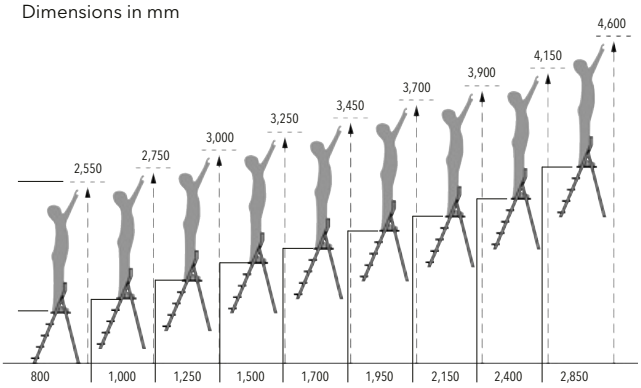

FPR rolling platform ladders

Side rails made of rectangular steel tube with rounded edges, Gentian Blue RAL 5010, powder-coated. Steps made of beech, clear varnish.

Step depth 150 mm.
Ascent inclination 60°.
Platform 600 x 800 mm.
Can be climbed on both sides.
With 4 swivel castors, Ø 125 mm.
Automatically braked when under load. For use in interior areas.

Item	Height* (mm)	Number of steps*	Base area W x L (mm)	Order no.
FPR 0	730	3	750 x 1,500	1044351
FPR 1	970	4	800 x 1,770	1044350
FPR 1.1	1,210	5	850 x 2,050	1044352
FPR 2	1,450	6	900 x 2,330	1044353
FPR 3	1,690	7	950 x 2,600	1044354

* Incl. platform

FSZ platform step ladders

Side rails made of rectangular steel tube with rounded edges, Gentian Blue RAL 5010, powder-coated. Steps and safety bridge made of beech, clear varnish, folding. Automatically braked when under load.

Can be climbed on both sides. Can be folded together using locking spreader.

Dimensions: Step depth 80 mm,
Step spacing 250 mm,
Castors Ø 100 mm.

FSZ 3 platform step ladders

Like the FSZ, but with 2 lifting rollers.

Hand grip are not included in the scope of delivery. Please order separately – see below.

Dimensions: Step depth 80 mm,
Step spacing 250 mm,
Castors Ø 100 mm.

Item	Height* (mm)	Number of steps*	Side rail length (mm)	Order no.
with 4 brake castors – can be moved longitudinally				
FSZ 1-4B	940	4	1,540	1044355
FSZ 11-4B	1,180	5	1,780	1044356
FSZ 2-4B	1,410	6	2,010	1044357
FSZ 21-4B	1,650	7	2,250	1044358
with 2 brake and 2 swivel castors – can move around curves				
FSZ 1-2B	940	4	1,540	1044343
FSZ 11-2B	1,180	5	1,780	1044344
FSZ 2-2B	1,410	6	2,010	1044345
FSZ 21-2B	1,650	7	2,250	1044349

* Incl. safety bridge

Item	Height* (mm)	Number of steps*	Side rail length (mm)	Order no.
with 2 lifting rollers – moved similar to a wheelbarrow				
FSZ 3-2 HR	1,880	3	2,480	1044359
FSZ 4-2 HR	2,120	4	2,720	1044360
FSZ 5-2 HR	2,350	5	2,950	1044361
FSZ 6-2 HR	2,820	6	3,420	1044362

* Incl. safety bridge

Hand grips for FSZ step ladders

For easy lifting and moving, galvanized.

Item	for ladders	Order no.
FSZ-HG	FSZ	1041850

Shelf for FSZ step ladders

Attached to the safety bracket, with roll edge.

Item	for ladders	Order no.
FSZ-AB	FSZ	1041851

TRISCAN
cable

Longspan Racking Systems

Storage and order picking are becoming increasingly complex due to the growing diversity of products.

Wherever the very high load capacities of a pallet racking are not required, SSI SCHAEFER's longspan racking systems easily handle your individual needs for optimized storage technology while creating extensive warehousing space with only a small footprint. In particular, they simplify the storage of bulky goods.

Contents

WR 3000 longspan racking page **B4**

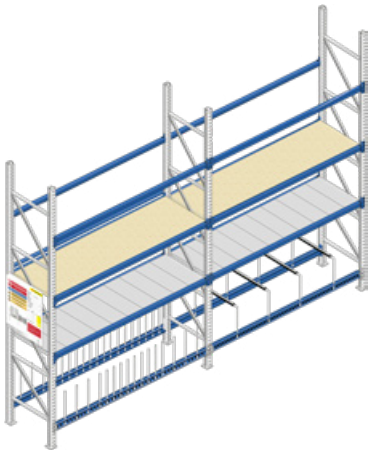

WR 600 longspan racking page **B8**

Information **regarding inspection requirements** for **rack systems**

Chapter F, page F4

All specified load values apply for uniformly distributed loads.

52
04
52
05

Overview of Longspan Racking Systems

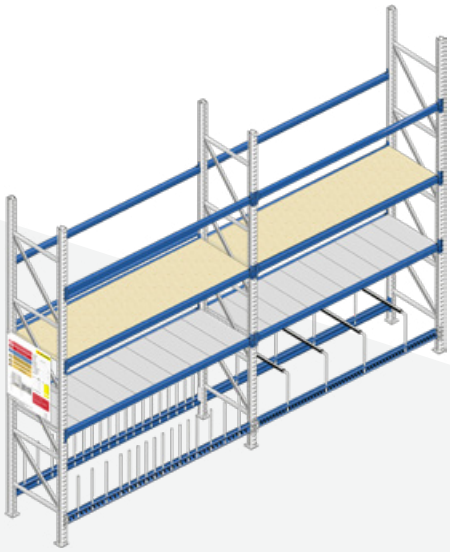

	WR 3000 longspan racking	WR 600 longspan racking
Areas of use	■ Storage of large, light and medium weight goods	■ Storage of large and heavy goods
Advantages	■ Easy to assemble ■ Flexibility due to quick adjustment ■ Expandable with components from the R 3000 modular shelving	■ Extensive compartment equipment ■ Covers diverse areas of application ■ Expandable at any time
System	■ Frame system with plug-in design for rapid assembly	■ Frame system with plug-in design for rapid assembly
Design	■ Frame system, 4 bay widths, 4 rack depths, various construction heights	■ Frame system, 4 bay widths, 4 rack depths, various construction heights
Load-bearing capacity	■ Up to max. 2,000 kg per rack bay	■ Up to max. 3,500 kg per upright frame
System layout	■ 53 mm adjustment steps	■ 50 mm adjustment steps
Frame surface	■ Galvanized	■ Galvanized
Beam surface	■ Galvanized	■ Galvanized/painted with RAL 5010
from page	**B4**	**B8**

WR 3000 Upright Frame and Accessories

Upright frame

The upright profiles are made from cold-rolled, high-strength, galvanized steel and are connected by horizontal steel braces to create a stable frame.

Item	Frame depth (mm)	Order no.
Frame height 1,960 mm		
RR 34319-V-M	400	1057356
RR 35319-V-M	500	1057357
RR 36319-V-M	600	1057358
RR 38319-V-M	800	1057359

Item	Frame depth (mm)	Order no.
Frame height 2,278 mm		
RR 34322-V-M	400	1057407
RR 35322-V-M	500	1057409
RR 36322-V-M	600	1057410
RR 38322-V-M	800	1057411

Item	Frame depth (mm)	Order no.
Frame height 2,490 mm		
RR 34325-V-M	400	1057413
RR 35325-V-M	500	1057414
RR 36325-V-M	600	1057415
RR 38325-V-M	800	1057416

Item	Frame depth (mm)	Order no.
Frame height 2,967 mm		
RR 34530-V-M	400	1057433
RR 35530-V-M	500	1057434
RR 36530-V-M	600	1057435
RR 38530-V-M	800	1057436

End cap

High-quality black plastic. Attached to the rack frames as an end piece.

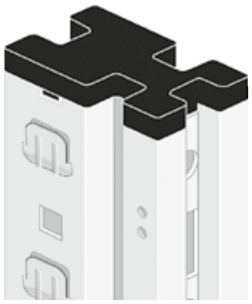

Item	Order no.
AK 3000	1041887

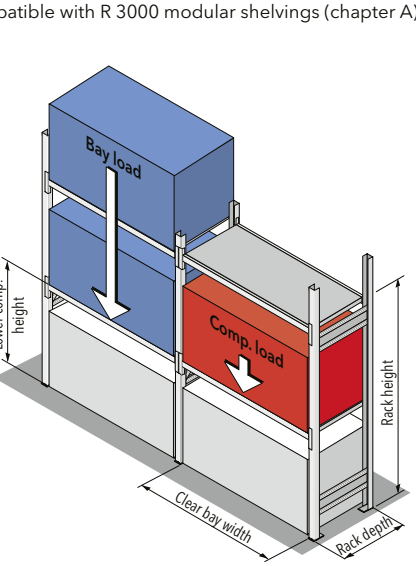

- **High load capacity**
  of up to 2,000 kg per rack bay
  and up to 400 kg per shelf compartment
- **Large shelf compartment**
  for large-volume goods, consisting of rack frame, longitudinal beams and shelves
- **Expansion system**
  3 bay widths, 4 rack depths, various construction heights
- **System hole pattern**
  with adjustment spacing 53 : 53 mm
- **Extensive accessories**
  compatible with R 3000 modular shelvings (chapter A)

- **Load capacity of the rack bay**

Rack height	1,960 mm	2,278 mm	2,490 mm	2,967 mm
Bay width		**Bay load capacity**		
1,988 mm	1,600 kg	1,600 kg	1,600 kg	2,000 kg
2,276 mm	1,500 kg	1,500 kg	1,500 kg	2,000 kg
2,564 mm	1,250 kg	1,250 kg	1,250 kg	1,800 kg

Condition: max. height of lower compartment 200 mm,
max. compartment height 600 mm

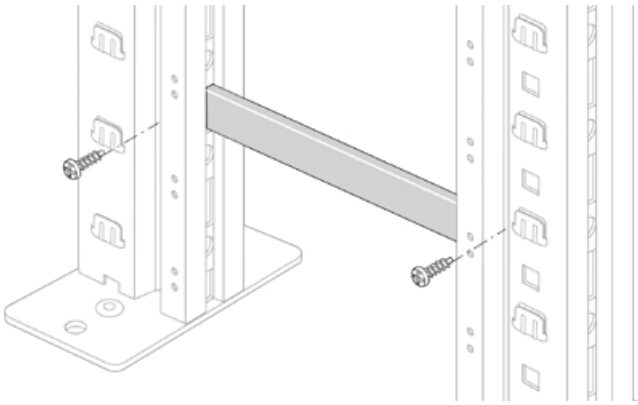

Frame connector

Sheet steel, galvanized. For connecting 2 rack bays back-to-back in a row. Incl. fixing kit.

Item	Frame distance (mm)	Order no.
RV 3030	30	1055064
RV 3050	50	1042920
RV 3100	100	1055318
RV 3300	300	1044699

WR 3000 Accessories



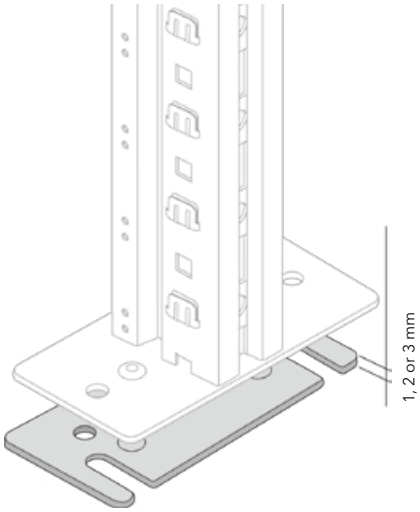

Shelves

Sheet steel, galvanized. The load values apply only in combination with longitudinal beams.

Item	Frame depth (mm)	Clear bay width (mm)	Max. load per shelf (kg)	Order no.
ZB 341010 V	400	994	200	1056019
ZB 341315 V		1,282	200	1056998
ZB 351010 V	500	994	200	1056020
ZB 351315 V		1,282	200	1056022
ZB 361010 V	600	994	200	1057123
ZB 331315 V		1,282	200	1056999
ZB 381020 V	800	994	200	1056021
ZB 381325 V		1,282	200	1057155

Shim plates

Sheet steel, galvanized. To compensate for slightly uneven ground surfaces.

Item	Thickness (mm)	Order no.
UP3001-V	1	1057106
UP3002-V	2	1057537
UP3003-V	3	1057539



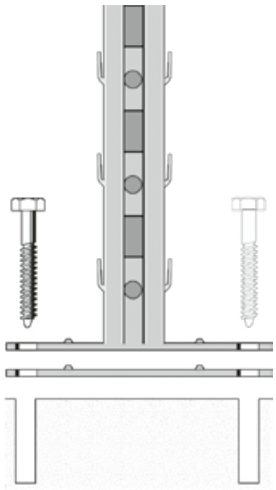

Longitudinal beams

Sheet steel, galvanized.

Item	Clear bay width (mm)	Max. load per compartment (kg)	Order no.
WR-LTR 3206 V	1,994	400	1053787
WR-LTR 3236 V	2,282	400	1053733
WR-LTR 3256 V	2,570	400	1055417

Floor fixing

Screw anchor for anchoring the racks to the floor.

Item	Order no.
HUS3-H6x60	1036114

WR 3000 Individual Racking

Complete WR 3000 rack bays with 3 compartment levels 1,960 mm high (Starter bays)

2 pre-assembled frames, 6 longitudinal beams, 6 shelves, anchor bolt, top caps and identification plate.

Item	Usable depth (mm)	Clear bay width (mm)	Max. load per bay (kg)	Order no.
WR 34319203 G	400	1,994	1,600	1052194
WR 34319233 G		2,282	1,500	1052210
WR 34319253 G		2,570	1,250	1052226
WR 35319203 G	500	1,994	1,600	1052195
WR 35319233 G		2,282	1,500	1052211
WR 35319253 G		2,570	1,250	1052227
WR 36319203 G	600	1,994	1,600	1052196
WR 36319233 G		2,282	1,500	1052212
WR 36319253 G		2,570	1,250	1052228
WR 38319203 G	800	1,994	1,600	1052197
WR 38319233 G		2,282	1,500	1052213
WR 38319253 G		2,570	1,250	1052229

Expansion bays

1 pre-assembled frame, 6 longitudinal beams, 6 shelves, anchor bolt and top caps.

Item	Usable depth (mm)	Clear bay width (mm)	Max. load per bay (kg)	Order no.
WR 34319203 A	400	1,994	1,600	1052242
WR 34319233 A		2,282	1,500	1052258
WR 34319253 A		2,570	1,250	1052302
WR 35319203 A	500	1,994	1,600	1052243
WR 35319233 A		2,282	1,500	1052259
WR 35319253 A		2,570	1,250	1052303
WR 36319203 A	600	1,994	1,600	1052244
WR 36319233 A		2,282	1,500	1052260
WR 36319253 A		2,570	1,250	1052304
WR 38319203 A	800	1,994	1,600	1052245
WR 38319233 A		2,282	1,500	1052261
WR 38319253 A		2,570	1,250	1052305

Additional compartment levels

2 longitudinal beams, 2 shelves.

Item	Usable depth (mm)	Clear bay width (mm)	Max. load per bay (kg)	Order no.
WR-ZE 3420	400	1,994	400	1052278
WR-ZE 3423		2,282	400	1052282
WR-ZE 3425		2,570	400	1052286
WR-ZE 3520	500	1,994	400	1052279
WR-ZE 3523		2,282	400	1052283
WR-ZE 3525		2,570	400	1052287
WR-ZE 3620	600	1,994	400	1052280
WR-ZE 3623		2,282	400	1052284
WR-ZE 3625		2,570	400	1052288
WR-ZE 3820	800	1,994	400	1052281
WR-ZE 3823		2,282	400	1052285
WR-ZE 3825		2,570	400	1052289

Complete WR 3000 rack bays with 3 compartment levels 2,278 mm high (Starter bays)

2 pre-assembled frames, 6 longitudinal beams, 6 shelves, anchor bolt, top caps and identification plate.

Item	Usable depth (mm)	Clear bay width (mm)	Max. load per bay (kg)	Order no.
WR 34322203 G	400	1,994	1,600	1052198
WR 34322233 G		2,282	1,500	1052214
WR 34322253 G		2,570	1,250	1052230
WR 35322203 G	500	1,994	1,600	1052199
WR 35322233 G		2,282	1,500	1052215
WR 35322253 G		2,570	1,250	1052231
WR 36322203 G	600	1,994	1,600	1052200
WR 36322233 G		2,282	1,500	1052216
WR 36322253 G		2,570	1,250	1052232
WR 38322203 G	800	1,994	1,600	1052201
WR 38322233 G		2,282	1,500	1052217
WR 38322253 G		2,570	1,250	1052233

Expansion bays

1 pre-assembled frame, 6 longitudinal beams, 6 shelves, anchor bolt and top caps.

Item	Usable depth (mm)	Clear bay width (mm)	Max. load per bay (kg)	Order no.
WR 34322203 A	400	1,994	1,600	1052246
WR 34322233 A		2,282	1,500	1052262
WR 34322253 A		2,570	1,250	1052306
WR 35322203 A	500	1,994	1,600	1052247
WR 35322233 A		2,282	1,500	1052263
WR 35322253 A		2,570	1,250	1052307
WR 36322203 A	600	1,994	1,600	1052248
WR 36322233 A		2,282	1,500	1052264
WR 36322253 A		2,570	1,250	1052308
WR 38322203 A	800	1,994	1,600	1052249
WR 38322233 A		2,282	1,500	1052265
WR 38322253 A		2,570	1,250	1052309

Additional compartment levels

2 longitudinal beams, 2 shelves.

Item	Usable depth (mm)	Clear bay width (mm)	Max. load per bay (kg)	Order no.
WR-ZE 3420	400	1,994	400	1052278
WR-ZE 3423		2,282	400	1052282
WR-ZE 3425		2,570	400	1052286
WR-ZE 3520	500	1,994	400	1052279
WR-ZE 3523		2,282	400	1052283
WR-ZE 3525		2,570	400	1052287
WR-ZE 3620	600	1,994	400	1052280
WR-ZE 3623		2,282	400	1052284
WR-ZE 3625		2,570	400	1052288
WR-ZE 3820	800	1,994	400	1052281
WR-ZE 3823		2,282	400	1052285
WR-ZE 3825		2,570	400	1052289

WR 3000 Individual Racking

Complete WR 3000 rack bays with 4 compartment levels 2,490 mm high (Starter bays)

2 pre-assembled frames, 8 longitudinal beams, 8 shelves, anchor bolt, top caps and identification plate.

Item	Usable depth (mm)	Clear bay width (mm)	Max. load per bay (kg)	Order no.
WR 34325204 G	400	1,994	1,600	1052202
WR 34325234 G		2,282	1,500	1052218
WR 34325254 G		2,570	1,250	1052234
WR 35325204 G	500	1,994	1,600	1052203
WR 35325234 G		2,282	1,500	1052219
WR 35325254 G		2,570	1,250	1052235
WR 36325204 G	600	1,994	1,600	1052204
WR 36325234 G		2,282	1,500	1052220
WR 36325254 G		2,570	1,250	1052236
WR 38325204 G	800	1,994	1,600	1052205
WR 38325234 G		2,282	1,500	1052221
WR 38325254 G		2,570	1,250	1052237

Expansion bays

1 pre-assembled frame, 8 longitudinal beams, 8 shelves, anchor bolt and top caps.

Item	Usable depth (mm)	Clear bay width (mm)	Max. load per bay (kg)	Order no.
WR 34325204 A	400	1,994	1,600	1052250
WR 34325234 A		2,282	1,500	1052294
WR 34325254 A		2,570	1,250	1052310
WR 35325204 A	500	1,994	1,600	1052251
WR 35325234 A		2,282	1,500	1052295
WR 35325254 A		2,570	1,250	1052311
WR 36325204 A	600	1,994	1,600	1052252
WR 36325234 A		2,282	1,500	1052296
WR 36325254 A		2,570	1,250	1052312
WR 38325204 A	800	1,994	1,600	1052253
WR 38325234 A		2,282	1,500	1052297
WR 38325254 A		2,570	1,250	1052313

Additional compartment levels

2 longitudinal beams, 2 shelves.

Item	Usable depth (mm)	Clear bay width (mm)	Max. load per bay (kg)	Order no.
WR-ZE 3420	400	1,994	400	1052278
WR-ZE 3423		2,282	400	1052282
WR-ZE 3425		2,570	400	1052286
WR-ZE 3520	500	1,994	400	1052279
WR-ZE 3523		2,282	400	1052283
WR-ZE 3525		2,570	400	1052287
WR-ZE 3620	600	1,994	400	1052280
WR-ZE 3623		2,282	400	1052284
WR-ZE 3625		2,570	400	1052288
WR-ZE 3820	800	1,994	400	1052281
WR-ZE 3823		2,282	400	1052285
WR-ZE 3825		2,570	400	1052289

Complete WR 3000 rack bays with 5 compartment levels 2,967 mm high (Starter bays)

2 pre-assembled frames, 10 longitudinal beams, 10 shelves, anchor bolt, top caps and identification plate.

Item	Usable depth (mm)	Clear bay width (mm)	Max. load per bay (kg)	Order no.
WR 34530205 G	400	1,994	2,000	1052206
WR 34530235 G		2,282	2,000	1052222
WR 34530255 G		2,570	1,800	1052238
WR 35530205 G	500	1,994	2,000	1052207
WR 35530235 G		2,282	2,000	1052223
WR 35530255 G		2,570	1,800	1052239
WR 36530205 G	600	1,994	2,000	1052208
WR 36530235 G		2,282	2,000	1052224
WR 36530255 G		2,570	1,800	1052240
WR 38530205 G	800	1,994	2,000	1052209
WR 38530235 G		2,282	2,000	1052225
WR 38530255 G		2,570	1,800	1052241

Expansion bays

1 pre-assembled frame, 10 longitudinal beams, 10 shelves, anchor bolt and top caps.

Item	Usable depth (mm)	Clear bay width (mm)	Max. load per bay (kg)	Order no.
WR 34530205 A	400	1,994	2,000	1052254
WR 34530235 A		2,282	2,000	1052298
WR 34530255 A		2,570	1,800	1052314
WR 35530205 A	500	1,994	2,000	1052255
WR 35530235 A		2,282	2,000	1052299
WR 35530255 A		2,570	1,800	1052315
WR 36530205 A	600	1,994	2,000	1052256
WR 36530235 A		2,282	2,000	1052300
WR 36530255 A		2,570	1,800	1052316
WR 38530205 A	800	1,994	2,000	1052257
WR 38530235 A		2,282	2,000	1052301
WR 38530255 A		2,570	1,800	1052317

Additional compartment levels

2 longitudinal beams, 2 shelves.

Item	Usable depth (mm)	Clear bay width (mm)	Max. load per bay (kg)	Order no.
WR-ZE 3420	400	1,994	400	1052278
WR-ZE 3423		2,282	400	1052282
WR-ZE 3425		2,570	400	1052286
WR-ZE 3520	500	1,994	400	1052279
WR-ZE 3523		2,282	400	1052283
WR-ZE 3525		2,570	400	1052287
WR-ZE 3620	600	1,994	400	1052280
WR-ZE 3623		2,282	400	1052284
WR-ZE 3625		2,570	400	1052288
WR-ZE 3820	800	1,994	400	1052281
WR-ZE 3823		2,282	400	1052285
WR-ZE 3825		2,570	400	1052289

WR 600 – the Perfect Longspan Racking

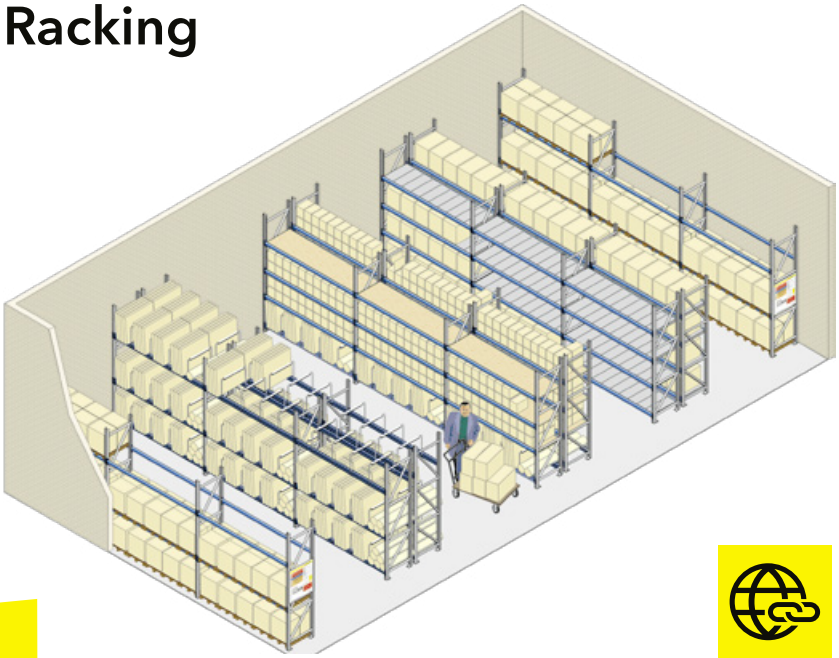

The flexible WR 600 longspan racking system with 50 : 50 mm system hole pattern handles all storage material location and warehousing tasks.

The frame construction with supporting profiles with three heights and four depths, three different beam types with four lengths allows you to freely configure the rack bays.

Standardized components allow a multi-tier installation. This also enables the construction of platforms.

Changed frame depth
from 1,050 mm to **1,100 mm**

Galvanized | Dust Gray RAL 7037 | Gentian Blue RAL 5010

- **High load capacity**
  of up to 3,500 kg per frame
- **Large shelf**
  for large-volume goods, consisting of a rack frame with bolted horizontal and diagonal braces as well as 3 different types of beams
- **Expansion system**
  4 bay widths, 4 rack depths, various construction heights
- **Multi-tier racking systems with platforms are available upon request**
- **System hole pattern**
  with adjustment spacing 50 : 50 mm
- **Extensive accessories**
  for diverse equipment

WR 600 System Design

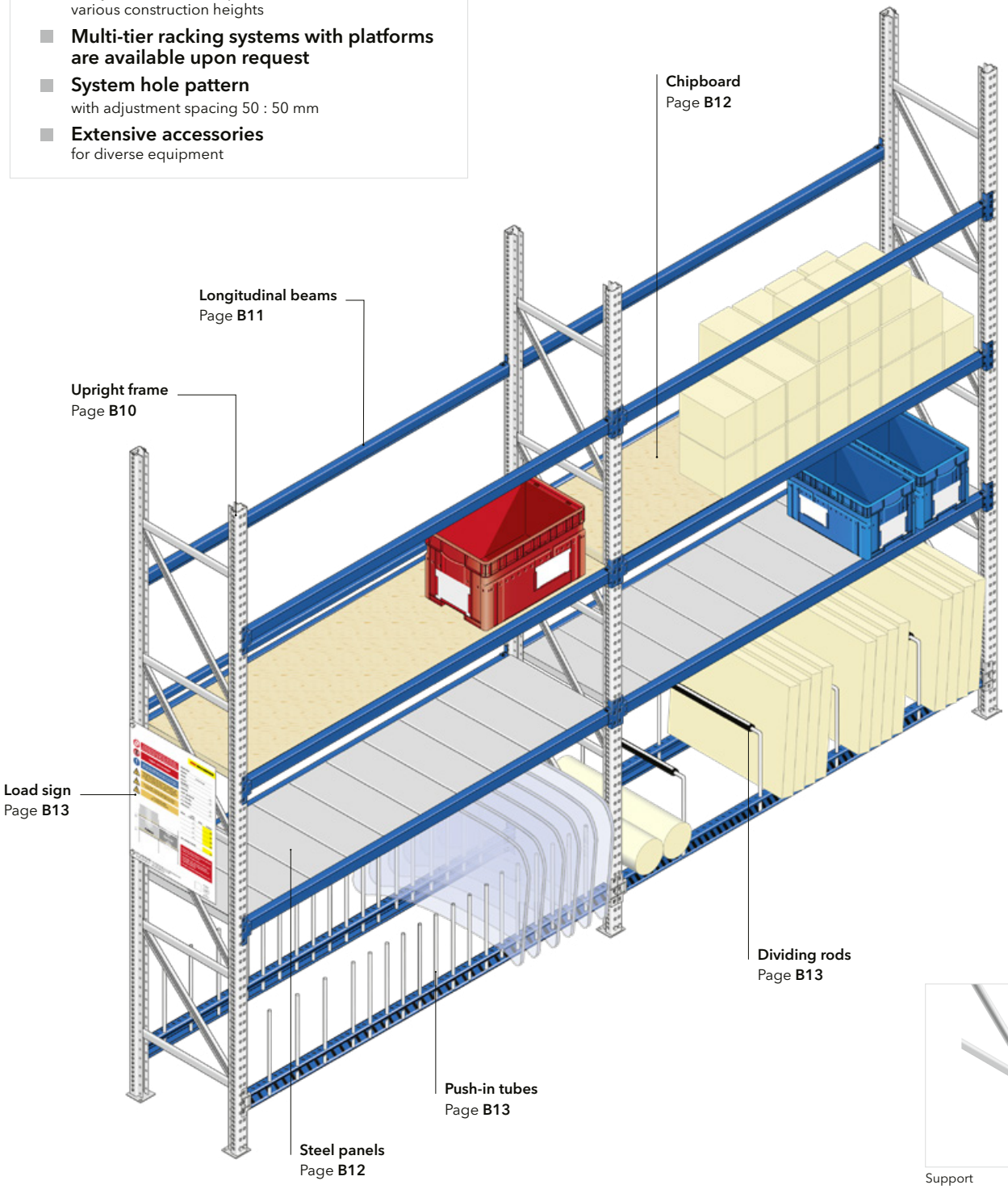

Support


Load sign

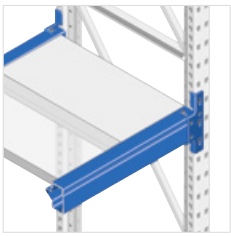
Steel panels, inserted

Chipboard, inserted

Dividing rods


Longitudinal beam

WR 600 Upright Frame and Accessories



Galvanized — Frame, Longitudinal beams, Base shims

Gentian Blue RAL 5010 — Longitudinal beams

Load capacity of the frame

The permissible load bearing capacity of the frame depends on the compartment height and the planned beam profile. The specified values apply for racks with at least 2 pairs of longitudinal beams per rack bay and rack rows with at least 5 rack bays.

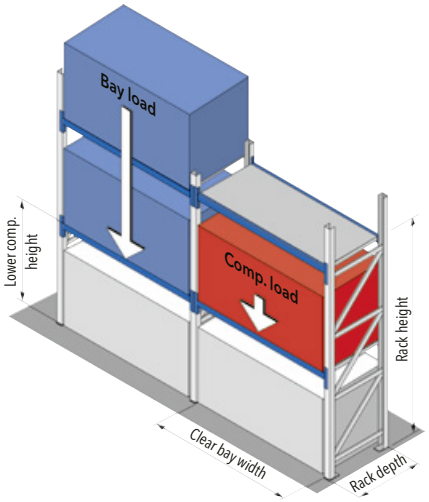

Compartment height	Frame load capacity
500 mm	3,500 kg
750 mm	3,000 kg
1,000 mm	2,700 kg
1,250 mm	2,300 kg
1,500 mm	1,800 kg

Upright frame

The upright profiles are made from cold rolled, high-strength, galvanized steel bolted together with horizontal and diagonal struts to create a stable frame.

Delivered unassembled.

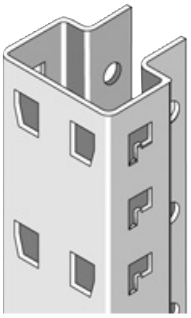

Item	Frame depth (mm)	Order no.
Frame height 2,200 mm		
R 61225	500	1008796
R 61226	600	1008799
R 61228	800	1008802
R 612211	1,100	1019321

Item	Frame depth (mm)	Order no.
Frame height 2,500 mm		
R 61255	500	1008797
R 61256	600	1008800
R 61258	800	1008803
R 612511	1,100	1019322

Item	Frame depth (mm)	Order no.
Frame height 3,000 mm		
R 61305	500	1008798
R 61306	600	1008801
R 61308	800	1008804
R 613011	1,100	1019323

End caps

High-quality black plastic. Attached to the rack frames as an end piece.

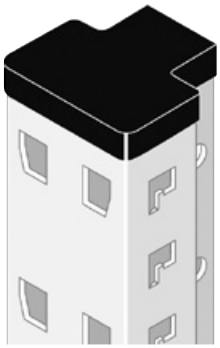

Item	Order no.
K-AKP 1	1033212

Compatible with PR 600 pallet racking
Chapter C, from page **C4**

Longitudinal Beams and Accessories WR 600

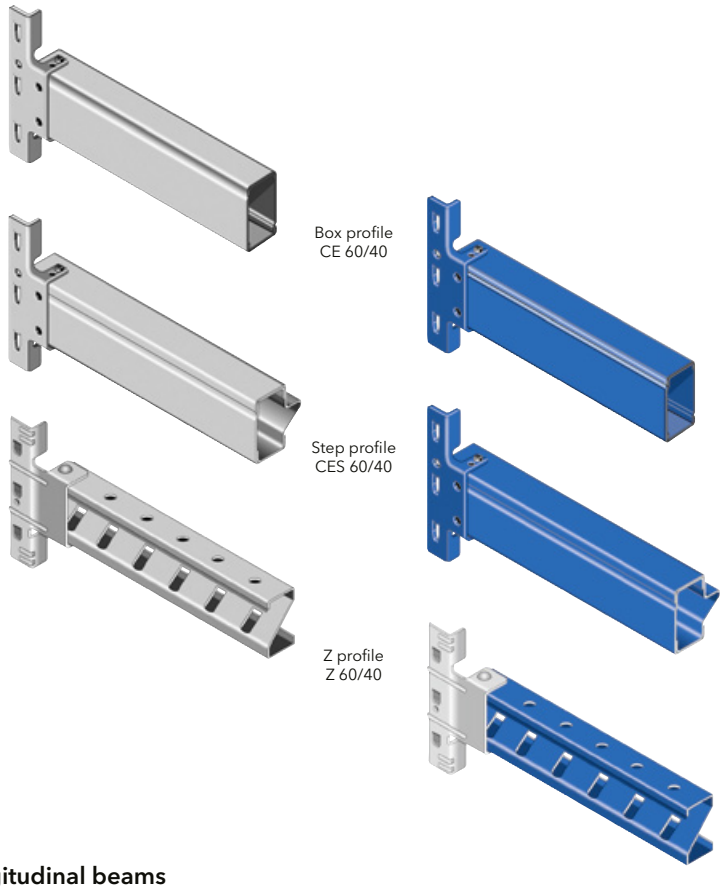

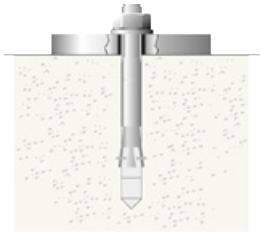

Expansion anchor

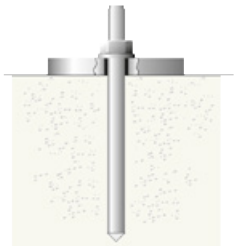

Adhesive anchor

Bodenanker

The frame needs to be anchored in order to ensure the stability of the longspan racking. M10 expansion anchors are used for a normal C20/25 concrete floor. For floors containing magnesia or the requirement for WHG conformity, please contact our technical consultants.

Item		Order no.
BA 10 SL	Expansion anchor M 10	1031632
BA 10 VA	Adhesive anchor M 10	1031633

Longitudinal beams

3-hook rear lips, guarantee an interlocking connection with the rack supports. Two retaining pins (included) per section are required to prevent unintentional removal.

Surface galvanized or painted (Gentian Blue, RAL 5010).

Item	Beam length (mm)	Load capacity per pair (kg)	PU	Order no. galvanized	painted
Longitudinal beam box profile CE 60/40					
TR4-150-064-25CE	1,500	600	1	1003169	–
TR4-180-064-25CE	1,800	600	1	1003171	–
TR4-220-064-30CE	2,200	600	1	1003181	–
TR4-270-064-30CE	2,700	600	1	1003183	–
TR4-150-064-25CEL	1,500	600	1	–	1003170
TR4-180-064-25CEL	1,800	600	1	–	1003172
TR4-220-064-30CEL	2,200	600	1	–	1003182
TR4-270-064-30CEL	2,700	600	1	–	1003184
Longitudinal beam step profile CES 60/40					
TR4-150-064-25S	1,500	600	1	1003185	–
TR4-180-064-25S	1,800	600	1	1003187	–
TR4-220-064-30S	2,200	600	1	1003197	–
TR4-270-064-30S	2,700	600	1	1003199	–
TR4-150-064-25SL	1,500	600	1	–	1003186
TR4-180-064-25SL	1,800	600	1	–	1003188
TR4-220-064-30SL	2,200	600	1	–	1003198
TR4-270-064-30SL	2,700	600	1	–	1003200
Longitudinal beam Z profile Z 60/40					
TR 1506 Z-V	1,500	450	1	1002397	–
TR 1806 Z-V	1,800	400	1	1002398	–
TR 2206 Z-V	2,200	350	1	1002399	–
TR 2706 Z-V	2,700	200	1	1002400	–
TR 1506 Z-G	1,500	450	1	–	1002397
TR 1806 Z-G	1,800	400	1	–	1002398
TR 2206 Z-G	2,200	350	1	–	1002399
TR 2706 Z-G	2,700	200	1	–	1002400

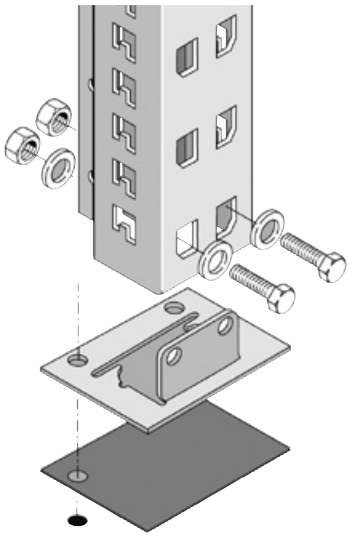

Base shims

To compensate for uneven ground, galvanized.

Item	Thickness (mm)	Order no.
AP 60.51	1	1003081

Steel panels

Galvanized

Compartment Covers and Panels WR 600

Chipboard panels for longitudinal beams with step profile

Bin covers made of chipboard are inserted between the longitudinal beams. Quality: 22 mm, normal density.

The specified loads apply for uniformly distributed loads.

Item	Frame depth (mm)	Beam length (mm)	Compartment load (kg)	Order no.
FSS 15-050-22-NA	500	1,500	560	1032620
FSS 18-050-22-NA		1,800	600	1032624
FSS 22-050-22-NA		2,200	600	1032628
FSS 27-050-22-NA		2,700	600	1032632
FSS 15-060-22-NA	600	1,500	370	1032621
FSS 18-060-22-NA		1,800	440	1032625
FSS 22-060-22-NA		2,200	540	1032629
FSS 27-060-22-NA		2,700	600	1032633
FSS 15-080-22-NA	800	1,500	190	1032622
FSS 18-080-22-NA		1,800	230	1032626
FSS 22-080-22-NA		2,200	280	1032630
FSS 27-080-22-NA		2,700	350	1032634
FSS 15-110-22-NA	1.100	1,500	100	1036255
FSS 18-110-22-NA		1,800	130	1036256
FSS 22-110-22-NA		2,200	150	1036257
FSS 27-110-22-NA		2,700	190	1036258

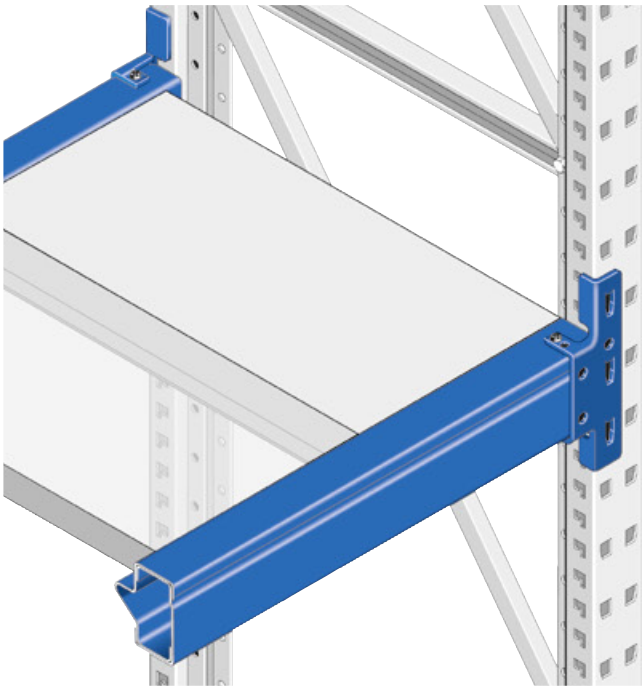

Steel panels for longitudinal beams with step profile

Steel panels made of sendzimir galvanized sheet steel, 200 or 300 mm wide, can be inserted into the longitudinal beams with a step profile.

The capacity per panel is 150 kg uniformly distributed load.

Item	Frame depth (mm)	Beam length (mm)	Order no.
Complete panel sets – for 200 mm and 300 mm panels			
FPS-15050	500	1,500	1002344
FPS-18050		1,800	1002345
FPS-22050		2,200	1002346
FPS-27050		2,700	1002347
FPS-15060	600	1,500	1002348
FPS-18060		1,800	1002349
FPS-22060		2,200	1002350
FPS-27060		2,700	1002351
FPS-15080	800	1,500	1002353
FPS-18080		1,800	1002354
FPS-22080		2,200	1002355
FPS-27080		2,700	1002356

Item	Frame depth (mm)	Order no.
Single steel panels – panel width 200 mm		
FPS 20-050-22-20A	500	1005126
FPS 20-060-22-20A	600	1005128
FPS 20-080-22-30A	800	1005130
FPS 20-110-22-30A	1,100	1019319

Item	Frame depth (mm)	Order no.
Single steel panels – panel width 300 mm		
FPS 30-050-22-20A	500	1005127
FPS 30-060-22-20A	600	1005129
FPS 30-080-22-30A	800	1005131
FPS 30-110-22-30A	1,100	1019320

Oil can support
Drum support
Dust Gray RAL 7037

Compartment divider
Dividing rods
Push-in tubes
Galvanized

Spacers
Gentian Blue RAL 5010

Mandatory labeling

The regulations of the trade associations demand labeling of rack facilities with all the necessary load specifications

WR 600 Accessories



Load signs

Item	Width (mm)	Height (mm	Order no.
Made of aluminum, incl. fixing kit			
LSTS 7050	450	600	1033948*
Made from PVC-adhesive film (not shown)			
TS 0615	60	150	1003252*

* The technical data is defined via a time sheet. It is offered and invoiced as part of the price of the sign.

Storage labeling and safety accessories
from page **C11**

Spacers

Two single-row racks position one behind the other connected with spacers to form double-row racks.

Surface finish: Gentian Blue, RAL 5010.

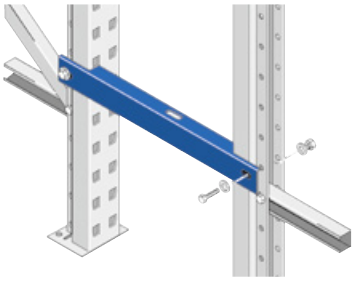

Item	Distance (mm)	Order no.
D 50 L	50	1003109
D 100 L	100	1003110
D 150 L	150	1003111
D 200 L	200	1003112
D 250 L	250	1003113
D 300 L	300	1003114
D 350 L	350	1003115
D 400 L	400	1003116
D 450 L	450	1003117
D 500 L	500	1003118

Oil can support

Can be inserted into the front of drum supports, with support surface. Dimensions: 300 x 350 mm.

Surface finish: Dust gray, RAL 7037.

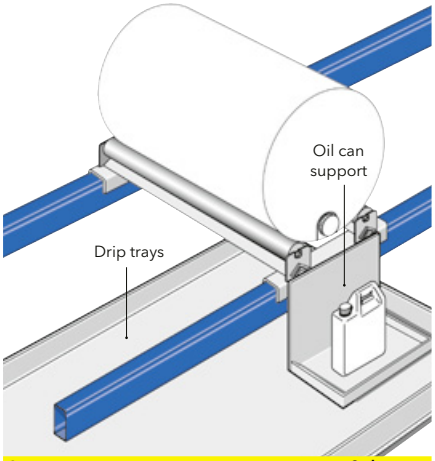

Item	Order no.
KT 30	1002370



Compartment dividers

For vert. storage of wooden beams, pipes, etc. Adjustment 50 : 50 mm, galvanized.

Item	Frame depth (mm)	Length (mm)	Order no.
APH 340	500	340	1041855
APH 740	800	740	1041854



Hoop dividers

For dividing compartments of Z beams. Adjustment 50 : 50 mm, galvanized.

Item	Frame depth (mm)	Order no.
KTB 50	500	1031724
KTB 80	800	1031725
KTB S	Bracket padding	1001548



Push-in tubes

For dividing compartments of Z beams. Adjustment 50 : 50 mm, galvanized.

Item	Tube length (mm)	Order no.
KRA 4170	170	1042754
KRA 4300	300	1042755
KRA 4950	950	1042756
KRA 4105	1,050	1042757

Drum supports

Welded frame made of angled profiles. For rotary drum supports with two ball bearing-mounted, galvanized steel rollers. For fitting on longitudinal beams. Surface finish: Dust gray, RAL 7037. Load capacity 210 kg.



Item	Frame depth (mm)	Order no.
Stationary		
FAS 80	800	1002371
FAS 110	1,100	1017848



Item	Frame depth (mm)	Order no.
Rotatable		
FAD 80	800	1002372
FAD 110	1,100	1017846

Pallet Racking – a Modular System With Limitless Versatility

SSI SCHAEFER's pallet racking systems are so handy as the Euro and Industrial pallets themselves. It doesn't matter what kind of load carrier – pallets, mesh boxes or any other – longitudinal beam racks for single- or multiple place storage ensure high mobility of ware and quick goods turnover. Multi-place longitudinal beam rack systems are used in diverse branches from wholesale or spare parts warehouses in the electronics, mechanics and automotive industries.

Single-place rack systems are ideal for storing goods with the same base carrier and varying heights. Drive-in rack systems have proven their value especially when storing a very large quantity of a limited range of articles.

Using adequate accessories, pallets and containers, even with varying sizes, this kind of rack system enables optimal storage.

Contents

- PR 600 longitudinal beam racking page **C4**
- Accessories for pallet racking page **C8**
- Safety accessories page **C11**
- Storage and storage space labeling page **C14**

Changed frame depth
from 1,050 mm to **1,100 mm**

All specified load values apply for uniformly distributed loads.

Overview of Pallet Racking System

Longitudinal beam rackings PR 600

Areas of use	■ Pallet storage of medium and high-volume goods with medium to high loads, e.g. for logistics services or in distribution warehouses
Advantages	■ Light and economical ■ Sturdy due to special design ■ Highest dimensional accuracy
Design	■ Bolted frame construction with longitudinal beams, 4 stand profiles each with 3 frame depths, 10 frame heights, 2 beam types, 7 bay width
Beam connection	■ Bolt-free system
System hole pattern	■ 50 : 50 mm
Upright profile widths	■ 75, 90, 100, 120 mm
Frame load capacity	■ Up to 30,000 kg
Beam load capacity	■ Up to 4,500 kg per pair
Frame surface	■ Galvanized
Beam surface	■ Painted RAL 5010, Gentian Blue
from page	**C4**

Safety equipment for racks according to German regulation DG-UV 108-007

1.1 Row end frame height increase
by at least 500 mm above the top rack height

1.2 Passage overhead protection
These must be covered by chipboard, grating or similar.
Clear passage height must be at least minimum 2,000 mm

1.3 Safety distance between load carriers
Safety distance between load carriers lower than 100 mm?
Back stops will be necessary inside double-sided racks

1.4 End Frames
Corner protectors must be installed at all free-standing end frames.
This also applies to passages

1.5 Single-sided rack rows
If one side of a free-standing single-row rack is not used for loading or unloading, this side must be secured, preventing ware units from falling out. For example using nets, solid or mesh back panels

1.6 Transposed storage
If the skids or feet of load carriers are parallel to beams, or not directly supported by beams, they must be secured by front-to-back supports, chipboards, mesh grates or similar devices

1.7 Load signs
These must be provided for all rack installations

Technical regulations for the pallet racking

2.1 Rack rows
A rack row must consist of at least 3 rack bays

2.2 Beam levels
There must be at least 2 beam levels per rack bay

2.3 Compartment heights
The compartment heights must not differ by more than 200 mm.
The maximum compartment height is 2,500 mm

2.4 Concrete quality of the hall floor
Minimum concrete quality of the hall floor:
C20/25 as per EN 1992. Concrete thickness 200 mm

Information **regarding inspection requirements** for **rack systems**

Chapter F, page F4

PR 600 – the Modern Pallet Racking System

The PR 600 rack system is characterized by its diverse, versatile configuration options. This enables the implementation of all designs including longitudinal beams, front-to-back beams and drive-in racking systems for maximum storage capacity with a minimum volume.

One advantage that frequently does not come into play until later is the ability to adapt the system to changing circumstances. The rack frames are bolted together and also designed for the highest loads.

This is a modern pallet racking system – a versatile stacking system for individual solutions.

Tested quality
PR 600 longitudinal beam racks have the RAL-RG 614/2 seal of quality. Compliance with the criteria is checked twice per year by an independent authority. This guarantees that both the material and the production fulfill the high quality requirements.

Frame
Galvanized

Longitudinal beams
Gentian Blue RAL 5010

Frames and Longitudinal Beams PR 600

- **High load capacity**
  Frame load capacity of up to 30,000 kg (for min. 2 beam pairs INP 100 per rack bay and 5 rack bays per rack row), beam load capacity up to 4,500 kg per pair
- **Light and economical**
- **Sturdy due to special design**
- **High-quality materials**
- **Precise dimensional accuracy**
- **System hole pattern**
  with adjustment spacing 50 : 50 mm
- **Support widths**
  75, 90, 100, 120 mm
- **Easy assembly**
  with only a few components
- **Bolted frame construction**

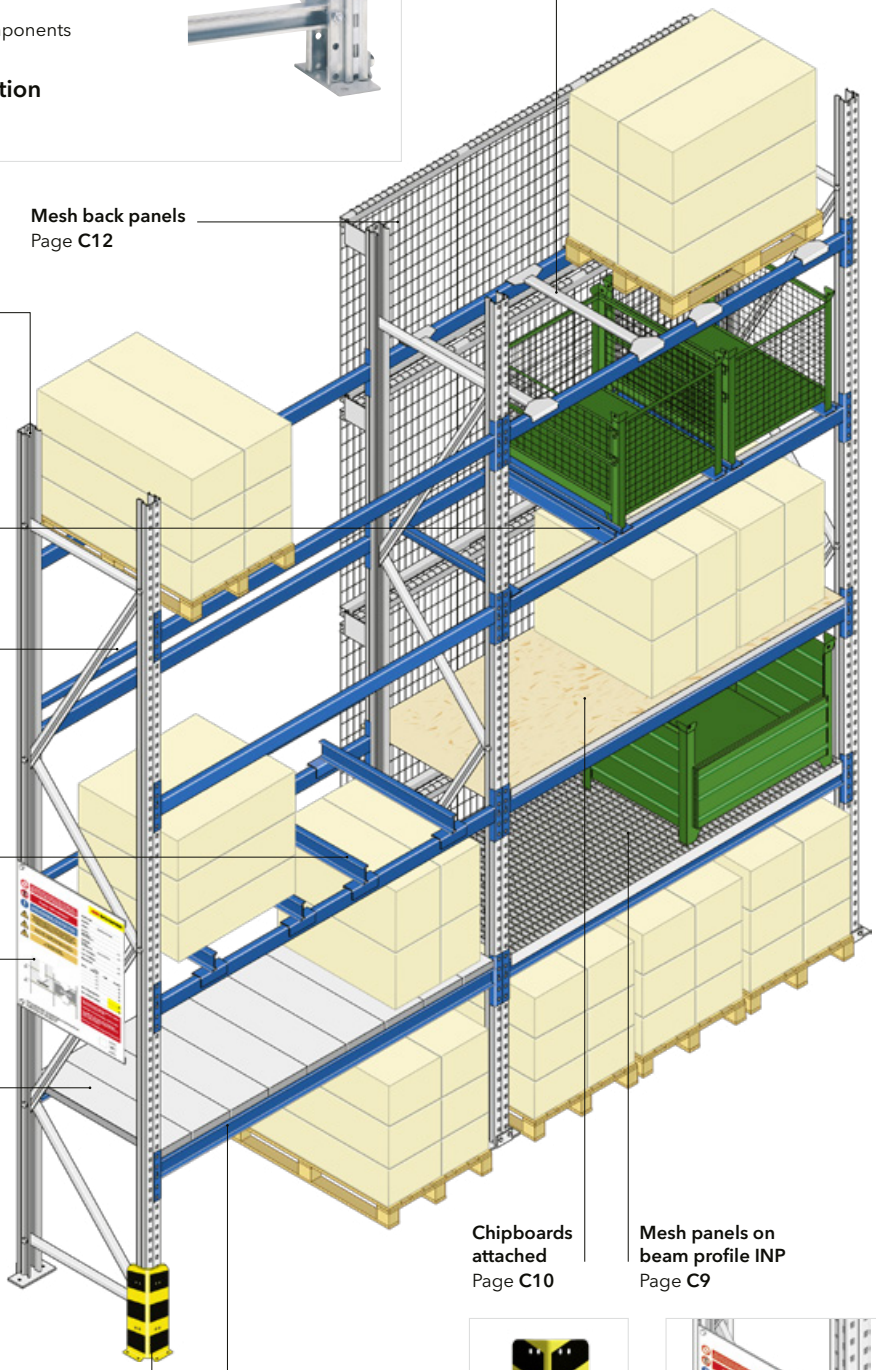


Front-to-back supports

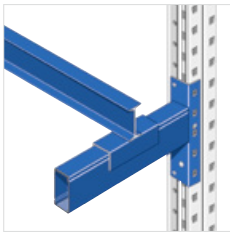
Fork spacer


Front-to-back supports made of angled profile with locking bracket

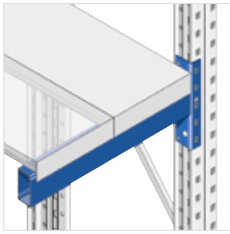
Steel panels, attached

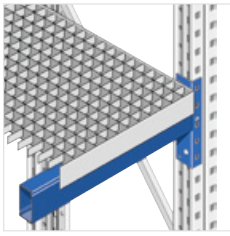
Mesh panels, attached


Corner protector


Load sign


Chipboard with edge protection, attached

PR 600 Frame

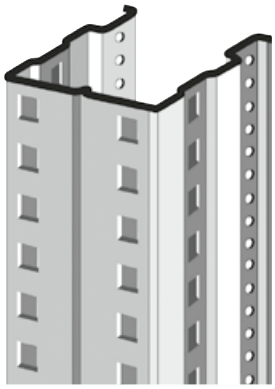

Frame load capacity

The permissible frame load (or bay load) depends on the compartment height and the selected beam profile. The specified values apply for racks with at least 2 pairs of longitudinal beams/rack bay, rows with at least 5 rack bays and CE 110 (for bays width 2,700 mm) along with CE 140 (for bay with 3,600 mm). The values vary depending on the beam profile.

The load chart is based on DIN EN 15512:2020.

Compartment heights exceeding 2,500 mm require a separate static calculation.

If you have any questions please contact our technical consultants.

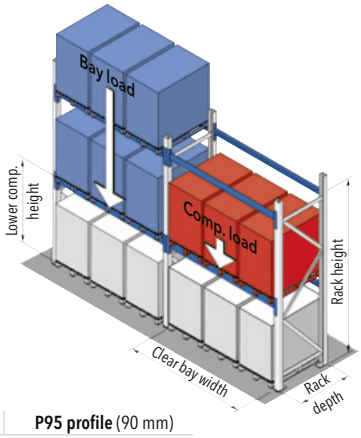

Support width	**P73 profile** (75 mm)		**P93 profile** (90 mm)		**P95 profile** (90 mm)	
	Frame load capacity					
	Bay width		Bay width		Bay width	
Comp. height	2,700 mm	3,600 mm	2,700 mm	3,600 mm	2,700 mm	3,600 mm
750 mm	9,100 kg	8,750 kg	9,550 kg	9,650 kg	14,800 kg	13,700 kg
1,000 mm	7,900 kg	7,700 kg	9,250 kg	8,850 kg	13,400 kg	12,100 kg
1,250 mm	6,500 kg	6,450 kg	8,250 kg	8,000 kg	11,800 kg	11,150 kg
1,500 mm	6,650 kg	6,550 kg	8,050 kg	8,000 kg	11,350 kg	11,050 kg
1,750 mm	6,550 kg	6,050 kg	7,850 kg	7,950 kg	9,250 kg	10,800 kg
2,000 mm	5,350 kg	5,550 kg	7,550 kg	7,600 kg	9,450 kg	10,450 kg
2,250 mm	5,250 kg	5,200 kg	7,400 kg	7,600 kg	9,450 kg	10,350 kg
2,500 mm	5,000 kg	5,000 kg	6,600 kg	6,600 kg	9,250 kg	8,850 kg

Other frame profiles

on request

Catalog dimensions

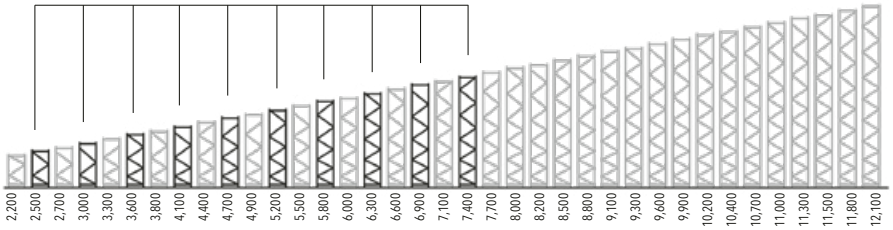

Other standard heights

P 73 profile

Item	Frame height (mm)	Order no.
Frame depth 850 mm		
RV1-773-0250-085	2,500	1003851
RV1-773-0300-085	3,000	1003852
RV1-773-0360-085	3,600	1003853
RV1-773-0410-085	4,100	1003854
RV1-773-0470-085	4,700	1003855
RV1-773-0520-085	5,200	1003856

Item	Frame height (mm)	Order no.
Frame depth 1,100 mm		
RV1-773-0250-110	2,500	1017295
RV1-773-0300-110	3,000	1017429
RV1-773-0360-110	3,600	1017296
RV1-773-0410-110	4,100	1017432
RV1-773-0470-110	4,700	1017297
RV1-773-0520-110	5,200	1017435

Item	Frame height (mm)	Order no.
Frame depth 1,250 mm		
RV1-773-0250-125	2,500	1003899
RV1-773-0300-125	3,000	1003900
RV1-773-0360-125	3,600	1003901
RV1-773-0410-125	4,100	1003902
RV1-773-0470-125	4,700	1003903
RV1-773-0520-125	5,200	1003904

P 93 profile

Item	Frame height (mm)	Order no.
Frame depth 850 mm		
RV1-973-0250-085	2,500	1003857
RV1-973-0300-085	3,000	1003858
RV1-973-0360-085	3,600	1003859
RV1-973-0410-085	4,100	1003860
RV1-973-0470-085	4,700	1003861
RV1-973-0520-085	5,200	1003862
RV1-973-0580-085	5,800	1003863
RV1-973-0630-085	6,300	1003864
RV1-973-0690-085	6,900	1003865
RV1-973-0740-085	7,400	1003866

Item	Frame height (mm)	Order no.
Frame depth 1,100 mm		
RV1-973-0250-110	2,500	1017461
RV1-973-0300-110	3,000	1017463
RV1-973-0360-110	3,600	1017465
RV1-973-0410-110	4,100	1017467
RV1-973-0470-110	4,700	1017469
RV1-973-0520-110	5,200	1017471
RV1-973-0580-110	5,800	1017473
RV1-973-0630-110	6,300	1017475
RV1-973-0690-110	6,900	1017477
RV1-973-0740-110	7,400	1017479

Item	Frame height (mm)	Order no.
Frame depth 1,250 mm		
RV1-973-0250-125	2,500	1003905
RV1-973-0300-125	3,000	1003906
RV1-973-0360-125	3,600	1003907
RV1-973-0410-125	4,100	1003908
RV1-973-0470-125	4,700	1003909
RV1-973-0520-125	5,200	1003910
RV1-973-0580-125	5,800	1003911
RV1-973-0630-125	6,300	1003912
RV1-973-0690-125	6,900	1003913
RV1-973-0740-125	7,400	1003914

P 95 profile

Item	Frame height (mm)	Order no.
Frame depth 850 mm		
RV1-975-0360-085	3,600	1003867
RV1-975-0410-085	4,100	1003868
RV1-975-0470-085	4,700	1003869
RV1-975-0520-085	5,200	1003870
RV1-975-0580-085	5,800	1003871
RV1-975-0630-085	6,300	1003872
RV1-975-0690-085	6,900	1003873
RV1-975-0740-085	7,400	1003874

Item	Frame height (mm)	Order no.
Frame depth 1,100 mm		
RV1-975-0360-110	3,600	1017502
RV1-975-0410-110	4,100	1017504
RV1-975-0470-110	4,700	1017506
RV1-975-0520-110	5,200	1017508
RV1-975-0580-110	5,800	1017510
RV1-975-0630-110	6,300	1017512
RV1-975-0690-110	6,900	1017514
RV1-975-0740-110	7,400	1017516

Item	Frame height (mm)	Order no.
Frame depth 1,250 mm		
RV1-975-0360-125	3,600	1003915
RV1-975-0410-125	4,100	1003916
RV1-975-0470-125	4,700	1003917
RV1-975-0520-125	5,200	1003918
RV1-975-0580-125	5,800	1003919
RV1-975-0630-125	6,300	1003920
RV1-975-0690-125	6,900	1003921
RV1-975-0740-125	7,400	1003922

Support profiles
Galvanized

Longitudinal beams
Gentian Blue RAL 5010

Longitudinal Beams

Support profiles

Made of cold rolled, high-strength steel. Their special shape makes the supports highly rigid. These are bolted together with horizontal and diagonal braces to create a sturdy frame. Delivered unassembled.

System hole pattern 50 : 50 mm steps.

Solid floor plates safely transfer the loads to the floor.

Longitudinal beams

with welded 5-hook rear lips. These guarantee an interlocking connection with the rack supports.

Adjustable using the system hole pattern 50 : 50 mm.

2 retaining pins (included in the scope of delivery) per section are required to prevent unintentional removal.

The load specifications apply for uniformly distributed loads.

The order numbers apply for one beam.

Longitudinal beam rack system dimensions

Storage in depth direction

Pallet dimensions	Insertion depth	Rack depth
800 x 1,200 mm	1,200 mm	1,100 mm
1,000 x 1,200 mm	1,200 mm	1,100 mm
1,200 x 1,200 mm	1,200 mm	1,100 mm

Storage in transverse direction

Pallet dimensions	Insertion depth	Rack depth
800 x 1,200 mm	800 mm	850 mm
1,000 x 1,200 mm	1,000 mm	1,100 mm

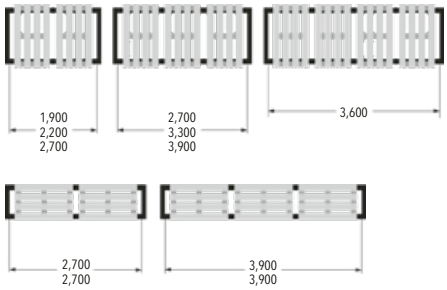

Compatible with WR 600 longspan racking systems

Chapter B, from page **B1**

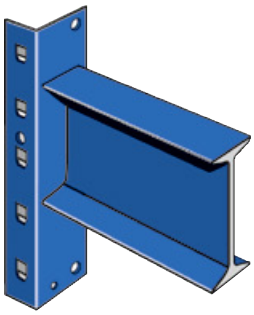



Longitudinal beams with INP profile

Item	Load/ pair (kg)	Profile type	Order no.
Length 1,900 mm			
TRV1-190-08-I	2,800	INP 80	1004484
TRV1-190-10-I	4,500	INP 100	1004500
Length 2,200 mm			
TRV1-220-08-I	2,500	INP 80	1004487
TRV1-220-10-I	4,200	INP 100	1004503
Length 2,700 mm			
TRV1-270-08-I	2,100	INP 80	1004492
TRV1-270-10-I	3,500	INP 100	1004508
TRV1-270-12-I	4,500	INP 120	1004530
Length 2,900 mm			
TRV1-290-08-I	1,900	INP 80	1004494
TRV1-290-10-I	3,300	INP 100	1004510
TRV1-290-12-I	4,500	INP 120	1004532
Length 3,300 mm			
TRV1-330-08-I	1,400	INP 80	1004498
TRV1-330-10-I	2,700	INP 100	1004514
TRV1-330-12-I	4,400	INP 120	1004536
Length 3,600 mm			
TRV1-360-10-I	2,300	INP 100	1004517
TRV1-360-12-I	3,900	INP 120	1004539
Length 3,900 mm			
TRV1-390-10-I	2,000	INP 100	1004520
TRV1-390-12-I	3,400	INP 120	1004542

Longitudinal beams with CE profile

Item	Load/ pair (kg)	Profile type	Order no.
Length 1,900 mm			
TRV1-190-084-30 CE	2,700	CE 80/40	1005173
TRV1-190-104-30 CE	3,600	CE 100/40	1005210*
TRV1-190-114-30 CE	4,000	CE 110/40	1005247
Length 2,200 mm			
TRV1-220-084-30 CE	2,200	CE 80/40	1005176
TRV1-220-104-30 CE	3,150	CE 100/40	1005213*
TRV1-220-114-30 CE	3,550	CE 110/40	1005250
Length 2,700 mm			
TRV1-270-084-30 CE	1,500	CE 80/40	1005181
TRV1-270-104-30 CE	2,500	CE 100/40	1005218*
TRV1-270-114-30 CE	3,000	CE 110/40	1005255
TRV1-270-124-30 CE	3,300	CE 120/40	1005292*
TRV1-270-144-30 CE	4,000	CE 140/40	1005325
Length 2,900 mm			
TRV1-290-084-30 CE	1,350	CE 80/40	1005183*
TRV1-290-104-30 CE	2,200	CE 100/40	1005220*
TRV1-290-114-30 CE	2,700	CE 110/40	1005257
TRV1-290-124-30 CE	3,100	CE 120/40	1005294*
TRV1-290-144-30 CE	3,750	CE 140/40	1005327
Length 3,300 mm			
TRV1-330-114-30 CE	2,100	CE 110/40	1005261
TRV1-330-124-30 CE	2,500	CE 120/40	1005298*
TRV1-330-144-30 CE	3,000	CE 140/40	1005331
Length 3,600 mm			
TRV1-360-114-30 CE	1,800	CE 110/40	1005264
TRV1-360-124-30 CE	2,200	CE 120/40	1005301*
TRV1-360-145-30 CE	2,900	CE 140/50	1004678
Length 3,900 mm			
TRV1-390-145-30 CE	2,500	CE 140/50	1004681

* Minimum order quantity on request.

Fixing angle
Galvanized

Spacers
Front-to-back supports
Fork spacers
Gentian Blue
RAL 5010

Accessories

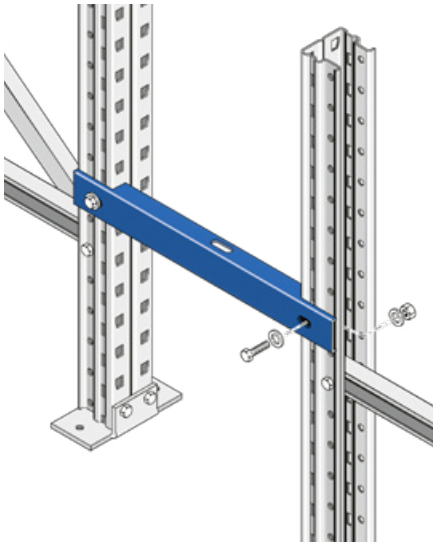

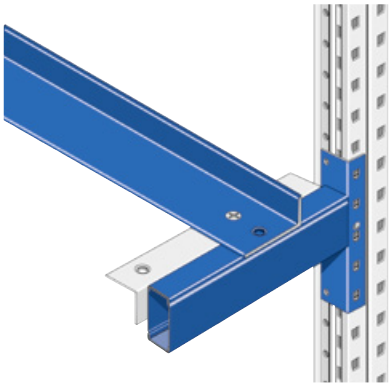

Fixing angle for front-to-back supports

Fitting options for front-to-back supports, either designed for euro pallets, industrial pallets or DIN-box mesh box pallets. Galvanized.

Item	Clear bay width (mm)	Order no.
AW 19	1,900	1017360
AW 22	2,200	1003203
AW 27	2,700	1003204
AW 29	2,900	1003205
AW 33	3,300	1003206
AW 36	3,600	1003207
AW 39	3,900	1003208

Front-to-back support made of angled profile for pallet and container storage

For the fitting loading aids in pallet racking systems. Gentian Blue, RAL 5010. Loading aids for each pair of front-to-back supports are required for containers without a stable support surface on longitudinal beams. In the case of transverse storage of pallets and containers, one pair of front-to-back supports are required for each loading aid. Locking brackets are required for fastening and securing against sliding on the longitudinal beams (as fig. above).

Cross section L 80/40/6

Load capacity up to 1,000 kg

Item	Frame depth (mm)	Pallet/ container depth (mm)	Order no.
Without backstop			
QA85	850	800	1003209
QA110	1,100	1,000	1016808
QA125	1,250	1,200	1003213

Item	Frame depth (mm)	Pallet/ container depth (mm)	Order no.
With 30 mm backstop			
QA85A	850	800	1003210
QA110A	1,100	1,000	1016817
QA125A	1,250	1,200	1003214

Cross section L 100/50/6

Load capacity up to 1,500 kg

Item	Frame depth (mm)	Pallet/ container depth (mm)	Order no.
Without backstop			
QA855	850	800	1003215
QA1105	1,100	1,000	1017817
QA1255	1,250	1,200	1003219

Item	Frame depth (mm)	Pallet/ container depth (mm)	Order no.
With 30 mm backstop			
QA855A	850	800	1003216
QA1105A	1,100	1,000	1017820
QA1255A	1,250	1,200	1003220

Spacers

Two single-row racks can be positioned one behind the other and then connected with spacers to form double-row racks. Gentian Blue, RAL 5010. The length of the spacers is calculated from the difference between the rack depth and loading aids/loading unit plus 100 mm.

Item	Distance (mm)	Order no.
D 50 L	50	1003109
D 100 L	100	1003110
D 150 L	150	1003111
D 200 L	200	1003112
D 250 L	250	1003113
D 300 L	300	1003114
D 350 L	350	1003115
D 400 L	400	1003116
D 450 L	450	1003117
D 500 L	500	1003118

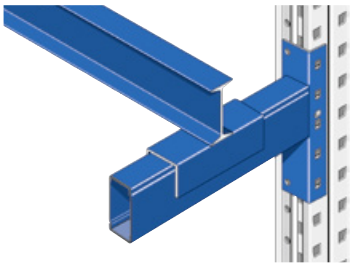

Front-to-back supports

The front-to-back supports are placed between the beams. Galvanized. The load specifications apply for uniformly distributed loads. For point loads they are not suitable.

Item	Frame depth (mm)	Max. pallet weight with 2 front-to-back supports (kg)	Order no.
TA-C-085-10	850	1,000	1018754
TA-C-110-10	1,100	1,000	1018756

Fork spacers

For storing wooden pallets, sheet metal packages, boxes, containers or other large storage objects. Gentian Blue, RAL 5010. Ground clearance for forklifts 100 mm, max. load per piece 2,000 kg for evenly distributed loads.

Item	for frame depth (mm)	Order no.
QU 851	850	1003221
QU 1101	1,100	1016803
QU 1251	1,250	1003223

Accessories

Mesh panels

Placed on longitudinal beams and locked in place. Mesh size 33 x 33 mm. Galvanized. Two-piece for clear bay width 2,200 mm. The load specifications apply for evenly distributed loads. The variants listed are not suitable for point loads. Other versions available on request.

Item	Frame depth (mm)	Clear bay width (mm)	Support member height (mm)	Compartment load (kg)	Order no.
Supported mesh panels for INP and CE beam profiles					
FGA19-085-30-134X	850	1,900	30	1,600	1031735
FGA19-110-30-134X	1,100	1,900	30	1,400	1035728
FGA19-125-35-140X	1,250	1,900	35	1,500	1031757
FGA22-085-30-134X	850	2,200	30	2,000	1031704
FGA22-110-30-134X	1,100	2,200	30	1,700	1035729
FGA22-125-35-140X	1,250	2,200	35	1,900	1031718
FGA27-085-30-134X	850	2,700	30	2,500	1031705
FGA27-110-30-134X	1,100	2,700	30	2,100	1035731
FGA27-125-35-140X	1,250	2,700	35	2,300	1031719
FGA29-085-30-134X	850	2,900	30	2,700	1031706
FGA29-110-30-134X	1,100	2,900	30	2,300	1035732
FGA29-125-35-140X	1,250	2,900	35	2,500	1031720
FGA33-085-30-134X	850	3,300	30	3,000	1031707
FGA33-110-30-134X	1,100	3,300	30	2,600	1035733
FGA33-125-35-140X	1,250	3,300	35	2,900	1031721
FGA36-085-30-134X	850	3,600	30	3,300	1031708
FGA36-110-30-134X	1,100	3,600	30	2,800	1035734
FGA36-125-35-140X	1,250	3,600	35	3,100	1031722
FGA39-085-30-134X	850	3,900	30	3,500	1031709
FGA39-110-30-134X	1,100	3,900	30	3,100	1035735
FGA39-125-35-140X	1,250	3,900	35	3,400	1031723

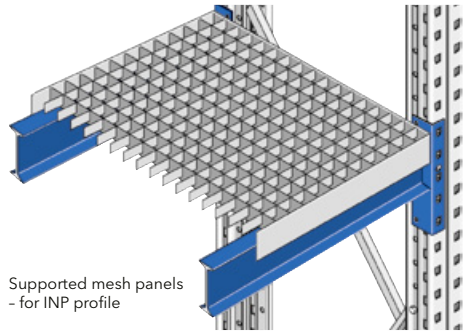

Supported mesh panels
– for INP profile

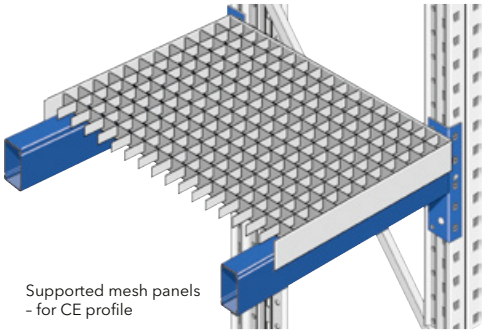

Supported mesh panels
– for CE profile

Sheet steel panels

C-shaped bevel. Galvanized. Locking in depth direction through short-side overlap of the beams. Individual or multiple covers can be used. The load specifications apply for evenly distributed loads.

Clear bay width (mm)	Panel width (mm)	Number of panels
1,900	300	5
	200	2
2,200	300	6
	200	2
2,700	300	9

Clear bay width (mm)	Panel width (mm)	Number of panels
2,900	300	9
	200	1
3,300	300	11
3,600	300	12
3,900	300	13

Item	for frame depth (mm)	Load (kg)	Order no.
Panel width 200 mm			
FPA 20-085-40-40X	850	680	1003781
FPA 20-110-40-40X	1,100	550	1018788
FPA 20-125-40-40X	1,250	460	1003783

Item	for frame depth (mm)	Load (kg)	Order no.
Panel width 300 mm			
FPA 30-085-40-30X	850	340	1003777
FPA 30-085-40-50X		700	1003785
FPA 30-110-40-30X	1,100	200	1018789
FPA 30-110-40-50X		630	1018091
FPA 30-125-40-30X	1,250	190	1003779
FPA 30-125-40-50X		500	1003787

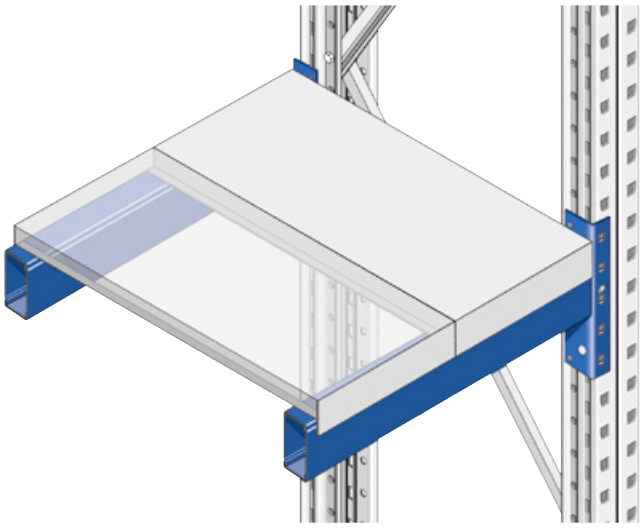

Accessories

Chipboard

Placed on the profile of the INP or CE longitudinal beams. Secured against moving with fixing brackets. Two-piece for clear bay widths exceeding 3,300 mm. The load specifications apply for evenly distributed loads. The variants listed are not suitable for point loads. Other versions available on request. Surface: untreated.

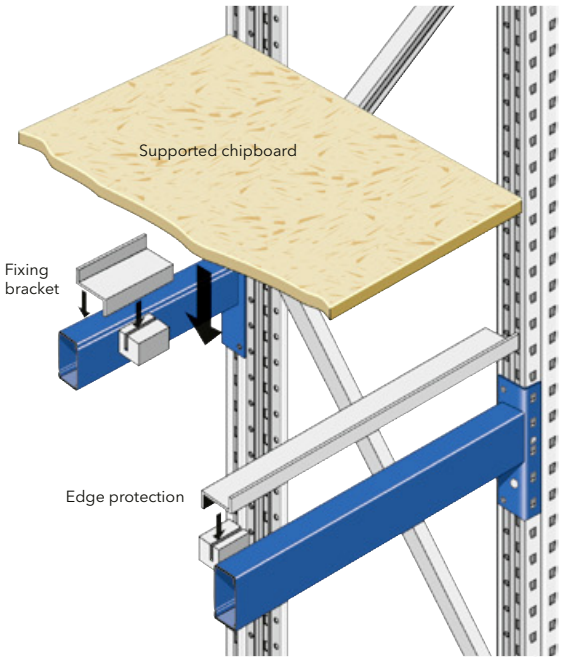

Item	Frame depth (mm)	Clear bay width (mm)	Comp. load (kg)	Order no.
38 mm thick, normal compression for INP and CE profiles				
FSA 19-085-38-NX	850	1,900	1,300	1033666
FSA 19-110-38-NX	1,100	1,900	950	1036350
FSA 19-125-38-NX	1,250	1,900	600	1033786
FSA 22-085-38-NX	850	2,200	1,600	1032579
FSA 22-110-38-NX	1,100	2,200	1,100	1036241
FSA 22-125-38-NX	1,250	2,200	750	1032607
FSA 27-085-38-NX	850	2,700	2,000	1032580
FSA 27-110-38-NX	1,100	2,700	1,400	1036243
FSA 27-125-38-NX	1,250	2,700	900	1032608
FSA 29-085-38-NX	850	2,900	2,200	1032581
FSA 29-110-38-NX	1,100	2,900	1,500	1036245
FSA 29-125-38-NX	1,250	2,900	1,000	1032609
FSA 33-085-38-NX	850	3,300	2,500	1032582
FSA 33-110-38-NX	1,100	3,300	1,700	1036247
FSA 33-125-38-NX	1,250	3,300	1,100	1032610
FSA 36-085-38-NX	850	3,600	2,700	1032583
FSA 36-110-38-NX	1,100	3,600	1,900	1036249
FSA 36-125-38-NX	1,250	3,600	1,200	1032611
FSA 39-085-38-NX	850	3,900	2,900	1032584
FSA 39-110-38-NX	1,100	3,900	2,000	1036251
FSA 39-125-38-NX	1,250	3,900	1,300	1032612

Item	Frame depth (mm)	Clear bay width (mm)	Comp. load (kg)	Order no.
38 mm thick, highly compressed for INP and CE profiles				
FSA 19-085-38-HX	850	1,900	2,100	1033696
FSA 19-110-38-HX	1,100	1,900	1,500	1036390
FSA 19-125-38-HX	1,250	1,900	1,000	1033816
FSA 22-085-38-HX	850	2,200	2,600	1032586
FSA 22-110-38-HX	1,100	2,200	1,900	1036242
FSA 22-125-38-HX	1,250	2,200	1,300	1032614
FSA 27-085-38-HX	850	2,700	3,200	1032587
FSA 27-110-38-HX	1,100	2,700	2,300	1036244
FSA 27-125-38-HX	1,250	2,700	1,600	1032615
FSA 29-085-38-HX	850	2,900	3,500	1032588
FSA 29-110-38-HX	1,100	2,900	2,500	1036246
FSA 29-125-38-HX	1,250	2,900	1,700	1032616
FSA 33-085-38-HX	850	3,300	4,000	1032589
FSA 33-110-38-HX	1,100	3,300	2,800	1036248
FSA 33-125-38-HX	1,250	3,300	1,900	1032617
FSA 36-085-38-HX	850	3,600	4,000	1032590
FSA 36-110-38-HX	1,100	3,600	3,100	1036250
FSA 36-125-38-HX	1,250	3,600	2,100	1032618
FSA 39-085-38-HX	850	3,900	4,000	1032591
FSA 39-110-38-HX	1,100	3,900	3,300	1036252
FSA 39-125-38-HX	1,250	3,900	2,300	1032619

Edge protection

For 38 mm chipboard and INP/CE longitudinal beams, incl. spacers. Galvanized.

Item	Clear bay width (mm)	Order no.
KN 1924	1,900	1003956
KN 2224	2,200	1003230
KN 2724	2,700	1003231
KN 2924	2,900	1003232
KN 3324	3,300	1003239
KN 3624	3,600	1003241
KN 3924	3,900	1003242

Fixing bracket

For 38 mm chipboard and INP/CE longitudinal beams. Galvanized. 4 fixing brackets are required for the clear bay width 1,900 to 2,900 mm and 8 for the clear bay width 3,300 to 3,900 mm.

Item		PU	Order no.
FSHB 24	Fixing bracket, incl. spacer block (plastic)	1 pc.	1003228

Floor anchor

The frame needs to be anchored to ensure the stability of the pallet racking systems. M10 expansion anchors are used for a normal C20/25 concrete floor. For floors containing magnesia or the requirement for WHG conformity, please contact our technical consultants.

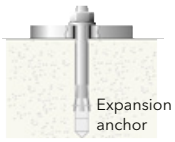

Item		Order no.
BA 10 SL	M 10 expansion anchor	1031632
BA 10 VA	M 10 adhesive anchor	1031633

Base shims

To compensate for uneven ground, galvanized.

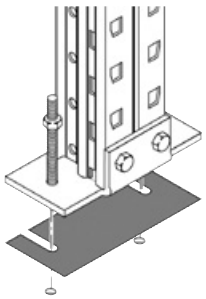

Item	Thickness (mm)	Support profile	Order no.
AP 60.91	1	P73 – P95	1003071
AP 60.92	2	P73 – P95	1003201

- **Design according to FEM 10.2.16**
- **Security regulations**
  Fixed racks that are served by non-track-bound ground conveyors require adequate protection against damage to the rack frame on the corners and gangways

Safety Accessories

Corner protector

Sturdy, angle profile with strong floor plate, including an anchor for attachment to the hall floor. Signal Yellow Marking.

ES 400 K
corner protector

Item	Height (mm)	Order no.
ES 400 K	400	1062829

Upright protector

For reinforcing the front rack supports and as a protection against damage, 750 mm high, including fixing kit. Rapeseed Yellow, RAL 1021. Plastic version on request.



Upright protector

Item	for support width (mm)	Height (mm)	for support profile	Order no.
STS 75-6-400	75	400	P 75	1063294
STS 75-6-750		750	P 75	1063295
STS 90-6-400	90	400	P 90	1063298
STS 90-6-750		750	P 90	1063299
STS 100-6-400	100	400	P 100	1063288
STS 100-6-750		750	P 100	1063289
STS 120-6-400	120	400	P 120	1063290
STS 120-6-750		750	P 120	1063291

Guard

To protect the rack supports against being damaged by ground conveyors, 155 mm wide, U-shaped, including 4 floor anchors. Rapeseed Yellow, RAL 1021.

Guard

Item	Height (mm)	for support profile	Order no.
AS 400/6-1	400	P 73 – P 95	1062742
AS 400/6-2	400	P 113 – P 215	1062743

Buffer

Particularly vulnerable areas of pallet racking systems, such as gangways or heavily frequented passages, require sturdy buffers. Signal Yellow Marking.

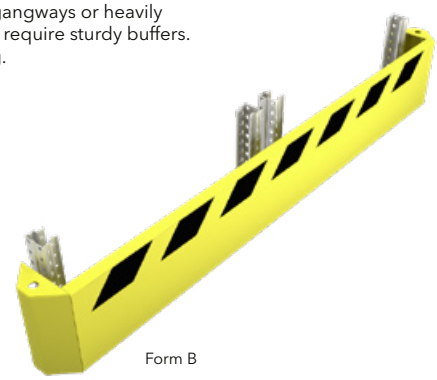

Form B

Form K

Form B

400 mm high, 265 mm wide, including floor anchors.

Item	for frame depth (mm)	Order no.
RS4B 085	850	1063210
RS4B 110	1,100	1018929
RS4B 125	1,250	1018930
RS4B 180	1,800	1018931
RS4B 220	2,200	1018932
RS4B 230	2,300	1018933
RS4B 235	2,350	1018934
RS4B 240	2,400	1018935
RS4B 245	2,450	1018936
RS4B 250	2,500	1018937
RS4B 255	2,550	1018938
RS4B 260	2,600	1018939

Form K

With a sturdy C-Sigma profile, 400 mm high, 159 mm wide, including floor anchor, with additional support above 1,800 mm long.

Item	for frame depth (mm)	Order no.
RS 0854 K	850	1063185
RS 1054 K	1,050	1063186
RS 1104 K	1,100	1063187
RS 1254 K	1,250	1063188
RS 1804 K	1,800	1063196
RS 2204 K	2,200	1063198
RS 2304 K	2,300	1063199
RS 2354 K	2,350	1063200
RS 2404 K	2,400	1063201
RS 2454 K	2,450	1063202
RS 2504 K	2,500	1063203
RS 2554 K	2,550	1063204
RS 2604 K	2,600	1063205

Safety Accessories for Pallet Racking Systems

Mesh back panel cladding

Galvanized. The rear sides of free-standing racks must be secured to prevent the loading units from falling out. Observe the applicable safety regulations or ask our technical consultants.

The mesh back panels are made of mesh mats with defined lengths and heights. They are combined depending on the rack height and clear bay widths. The mesh spacing is 100 x 50 mm. A GRM mesh segment consists of 2 C-profiles and the necessary mesh mats. Depending on the number of mesh mats, mesh connectors and compensating rods are required to secure the bracket sets (including fixing kit) – please order separately.

Spacing: 180 mm outer edge of the rack supports – GRM inner edge; 220 mm outer edge of the rack supports – inner edge GRM.

Ordering note

The mesh and fittings should not protrude beyond the frame. The top edge of the mesh back panel is identical to the rack height. All of the frames in a rack row must also be the same height. Load securing must also be fitted to prevent the loading units from falling out of the sides and must also be taken into consideration.

Number of mesh connectors

Rack height	Clear bay width						
	1,900	2,200	2,700	2,900	3,300	3,600	3,900
2,500	1	1	2	2	2	3	2
3,000	2	2	4	4	4	6	4
3,600	2	2	4	4	4	6	4
4,100	3	3	6	6	6	9	6
4,700	3	3	6	6	6	9	6
5,200	3	3	6	6	6	9	6
5,800	4	4	8	8	8	12	8
6,300	4	4	8	8	8	12	8
6,900	5	5	10	10	10	15	10
7,400	5	5	10	10	10	15	10

Ordering example

For 3,600 mm high rack you require:
1 723 mm high mesh segment height 723 mm and
2 1,273 mm high mesh segments.

For a 3,600 mm high pallet racking and the bay width 3,900 mm order:
1 x GRM-3907, 2 x GRM-3912, 4 x bracket set,
4 x compensating rods, 4 x mesh connectors

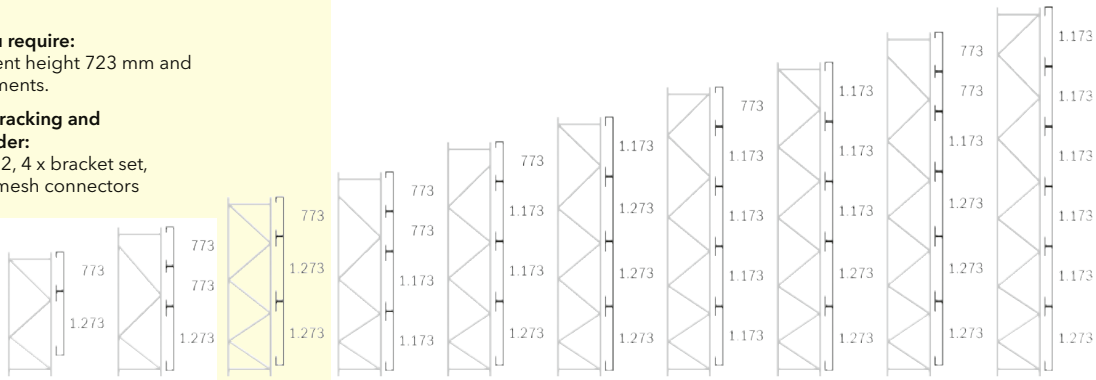

Rack height in mm	2,500	3,000	3,600	4,100	4,700	5,200	5,800	6,300	6,900	7,400
Lower dimension in mm	345	45	45	45	45	45	45	45	45	45
The number of required mesh segments										
H 773 mm	1	2	1	2	1	–	1	–	2	–
H 1,173 mm	–	–	–	2	2	1	4	3	1	5
H 1,273 mm	1	1	2	–	1	3	–	2	3	1
No. of console sets	3	4	4	5	5	5	6	6	7	7
No. of compensating rods	2	2	4	4	4	4	6	6	6	6

Item	Clear bay width (mm)	Order no.
Mesh segment height 773 mm		
GRM-0907	900	1015307
GRM-1107	1,100	1015308
GRM-1307	1,300	1015309
GRM-1907	1,900	1015582
GRM-2207	2,200	1015317
GRM-2707	2,700	1015318
GRM-2907	2,900	1015319
GRM-3307	3,300	1015320
GRM-3607	3,600	1015321
GRM-3907	3,900	1015322

Item	Clear bay width (mm)	Order no.
Mesh segment height 1,173 mm		
GRM-0911	900	1015310
GRM-1111	1,100	1015311
GRM-1311	1,300	1015312
GRM-1911	1,900	1015606
GRM-2211	2,200	1015325
GRM-2711	2,700	1015326
GRM-2911	2,900	1015327
GRM-3311	3,300	1015328
GRM-3611	3,600	1015329
GRM-3911	3,900	1015330

Item	Clear bay width (mm)	Order no.
Mesh segment height 1,273 mm		
GRM-0912	900	1015313
GRM-1112	1,100	1015314
GRM-1312	1,300	1015315
GRM-1912	1,900	1015630
GRM-2212	2,200	1015333
GRM-2712	2,700	1015334
GRM-2912	2,900	1015335
GRM-3312	3,300	1015336
GRM-3612	3,600	1015337
GRM-3912	3,900	1015338

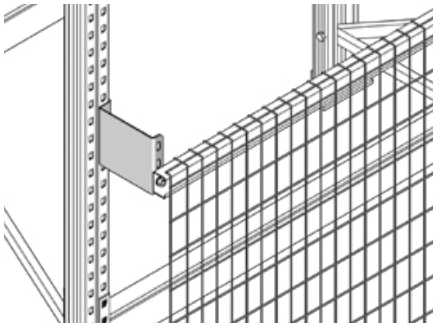

Console set (incl. fixing kit)

Item	Length (mm)	Frame depth (mm)	Order no.
without consideration of a end stop			
GRM-K2-060-S	60	850, 1,250	1017353
GRM-K2-130-S	130	1,100	1017354
with consideration of a end stop			
GRM-K2-180-S	180	850, 1,250	1017355
GRM-K2-340-S	340	1,100	1017358

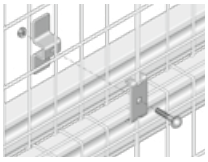

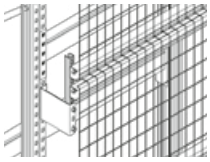

Item	Order no.
Mesh connector (see table above)	
GRM-GVS	1015848
Compensating rods (incl. fixing kit)	
GRM-ASS	1015295

Mandatory labeling

The regulations of the trade associations demand labeling of rack facilities with all the necessary load specifications



Safety Accessories for Pallet Racking Systems

Load signs

Item	W x H (mm)	Material	Order no.
PRTS 7050 LTR	450 x 600	Aluminum, incl. fixing kit	1033948*
TS 0615	60 x 150	PVC adhesive film	1003252*

* The technical data is defined via a time sheet. It is offered and invoiced as part of the price of the sign.

Frame extension at row end

Protects against lower units from falling out of the sides, 500 mm high including fixing kit.

Surface: Galvanized.

Note: Frame extensions at row end cannot be used in conjunction with mesh back panels.

Item	Frame profil (mm)	Frame depth (mm)	Order no.
AN 68	75	850	1001330
AN 98	90	850	1001329
AN 611	75	1,100	on req.
AN 911	90	1,100	on req.
AN 62	75	1,250	1001332
AN 92	90	1,250	1001328

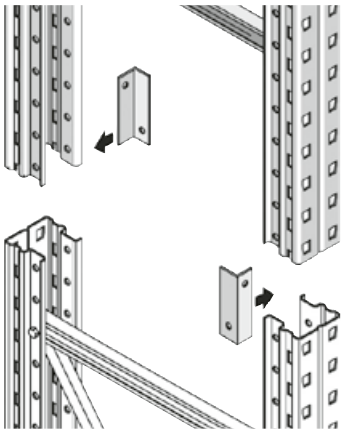

End stops

Galvanized. Double-row racks require end stops if the distance between the loading aids or the load unit is less than 100 mm. On single-row racks, end stops prevent the load units from unintentionally falling out. Depending on the requirements, a 60 or 100 mm wide profile can be used.

Item	Clear bay width (mm)	Profile	Order no.
DSC060FW1900	1,900	C 60/40	1017130
DSC060FW2300	2,300	C 60/40	1017134
DSC060FW2700	2,700	C 60/40	1017138
DSC100FW2900	2,900	C 100/60	1017140
DSC100FW3300	3,300	C 100/60	1017144
DSC100FW3600	3,600	C 100/60	1017147
DSC100FW3900	3,900	C 100/60	1017150

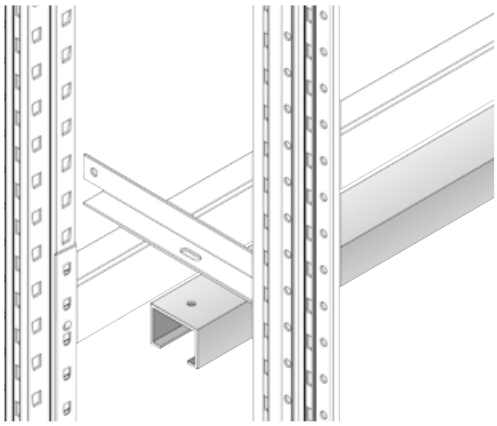



Accessories for end stops for single-row racks

Galvanized. Single-row racks require 2 brackets with 126 mm spacing for each end stop.

Item	for frame depth (mm)	Order no.
DSC-K110	1,100	1017164

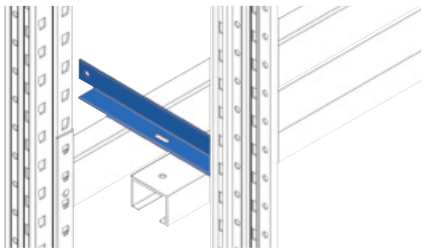

Accessories for end stops for double-row racks

For double-face rack rows require 2 spacers as brackets for each end stop.

Further information is available on **page C9.**



Storage and Storage Space Marking

The potentials for accelerating logistics processes and, thus, permanently reducing costs are extremely high.

Both manual and computer-controlled warehouses can be optimized with visual warehouse organization procedures and systems.

Rapid and safe storage, retrieval and relocation significantly enhance the employees' productivity. Pickers and forklift drivers are guided to the right location in the shortest possible time.

The solution is a clearly understandable guidance system that can be implemented quickly and easily. At the same time, the investment to install the visual warehouse organization is particularly low.

Systematic numbering of all storage spaces and the number key form the basis and the prerequisite for efficient warehouse organization.

Each storage space is the signed a unique and unmistakable code, which consists of at least three coordinates: rack row, longitudinal position and height position.

Additional information can also be printed on the labels such as storage areas, check digits, barcodes and position arrows.

A diverse range of fonts, colors and sizes for signs, labels, label holders and ground markings are available.

Please inquire if you would like a version that is not listed here.

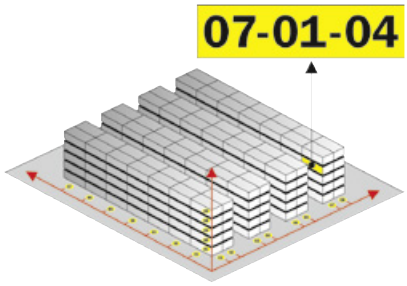

Further versions

on request

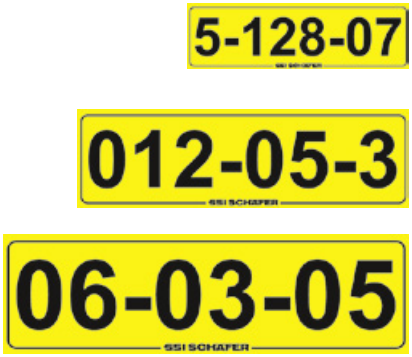

from 2,000 units on request

Storage space labels

Self-adhesive polyethylene film,
Color: yellow, lettering: black,
up to 8 characters including separators.
Minimum order quantity: 100 pieces.

Item	W x H (mm)	Order no.
Quantity scale: 1 – 1,999 pieces		
R SK 1230 SG	120 x 30	1032532
R SK 1438 SG	140 x 38	1032533
R SK 2265 SG	220 x 65	1032534

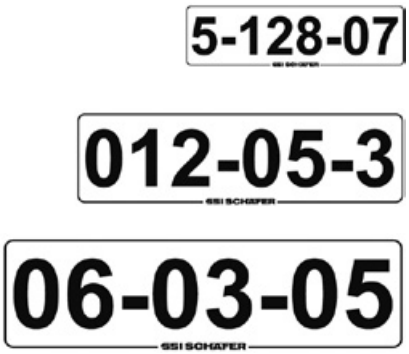

from 2,000 units on request

Storage space labels

Self-adhesive polyethylene film,
Color: white, lettering: black,
up to 8 characters including separators.
Minimum order quantity: 100 pieces.

Item	W x H (mm)	Order no.
Quantity scale: 1 – 1,999 pieces		
R SK 1230 SW	120 x 30	1032535
R SK 1438 SW	140 x 38	1032536
R SK 2265 SW	220 x 65	1032537

Storage and Storage Space Marking

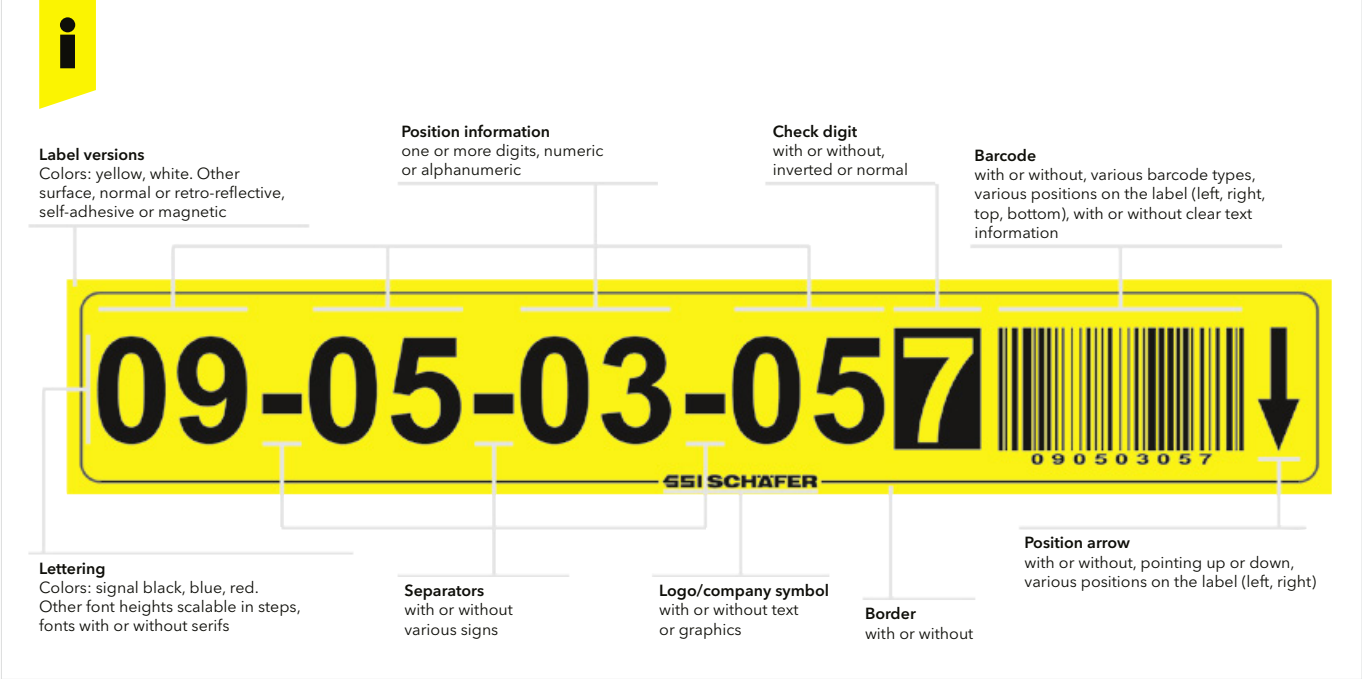

Storage space labels

Self-adhesive polyethylene film,
Color: yellow, lettering: black,
up to 8 characters including separators,
additionally with barcode.
Minimum order quantity: 100 pieces.

from 2,000 units on request

Item	W x H (mm)	Order no.
Quantity scale: 1 – 1,999 pieces		
R SK 1230 SGB	192 x 38	1032538
R SK 1438 SGB	224 x 38	1032539
R SK 2265 SGB	380 x 65	1032540

Storage space labels

Self-adhesive polyethylene film,
Color: white, lettering: black,
up to 8 characters including separators,
additionally with barcode.
Minimum order quantity: 100 pieces.

from 2,000 units on request

Item	W x H (mm)	Order no.
Quantity scale: 1 – 1,999 pieces		
R SK 1230 SWB	192 x 38	1032541
R SK 1438 SWB	224 x 38	1032542
R SK 2265 SWB	380 x 65	1032543



Storage and Storage Space Marking

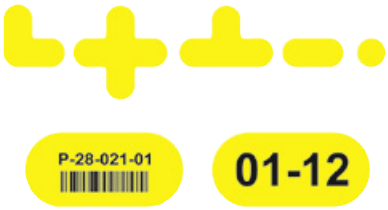

Floor markings

For the identification of pallet and (block) storage areas or driving and walking lanes, self-adhesive, thickness: 0.3 mm, color: yellow.

Item	Forms	PU	Order no.
R BM K	Circle	1	1032549
R BM R	Circular blank	50	1032550
R BM T	T-piece	10	1032551
R BM KR	Cross	1	1032552
R BM E	Corner piece	10	1032553
	with label		on req.

Rack row signs

Made of PVC, impact-resistant, color: yellow, Font: black, up to 2 characters, including fixing kit.

Item	W x H (mm)	Order no.
R RZ 20200	200 x 200	1032544
R RZ 30300	300 x 300	1032545
R RZ 50500	500 x 500	1032546

Rack row angle sign

Made of PVC, impact-resistant, color: yellow, Font: black, up to 3 characters, including fixing kit.

Item	Length (mm)	Order no.
R RW 30300	300 x 300	1032547

Label holder

Self-adhesive plastic label holders, total height 33 mm (for label height 30 mm). Without label inserts.

Item	Length (mm)	Order no.
K EH 0880	780	1032671
K EH 1080	980	1032688
K EH 1280	1,180	1032701
K EH 1350	1,250	1032706
K EH 1800	1,700	1032740
K EH 2200	2,100	1032760
K EH 2700	2,600	1032784

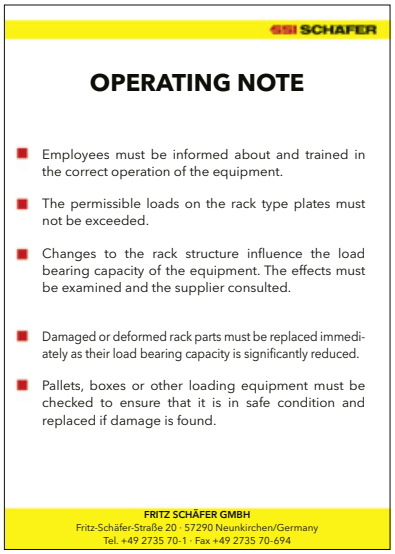
SSI SCHAFER

OPERATING NOTE

- Employees must be informed about and trained in the correct operation of the equipment.
- The permissible loads on the rack type plates must not be exceeded.
- Changes to the rack structure influence the load bearing capacity of the equipment. The effects must be examined and the supplier consulted.
- Damaged or deformed rack parts must be replaced immediately as their load bearing capacity is significantly reduced.
- Pallets, boxes or other loading equipment must be checked to ensure that it is in safe condition and replaced if damage is found.

FRITZ SCHÄFER GMBH
Fritz-Schäfer-Straße 20 · 57290 Neunkirchen/Germany
Tel. +49 2735 70-1 · Fax +49 2735 70-694

SSI SCHAFER

SAFETY NOTE

Please report all damage for safety purposes.

Responsible safety officer: _____

FRITZ SCHÄFER GMBH
Fritz-Schäfer-Straße 20 · 57290 Neunkirchen/Germany
Tel. +49 2735 70-1 · Fax +49 2735 70-694

Push-in label

Pre-perforated labels made of 120 g/m² paper, white, 20 labels on one DIN A4 sheet for self printing. Label format: 100 x 30 mm.

Item	Format (form)	Order no.
R EE 1030	DIN A4	1032548

Operating note / Safety note

FEM regulations for storage facilities.

Made of aluminum composite, W 420 x H 600 mm, multi-colored printing, incl. fixing kit.

Item		Order no.
TS 7050 BH	Operating note	1033948

Item		Order no.
TS 7050 SH	Safety note	1033948

Storage and Storage Space Marking

Cleaning agents

For cleaning and preparing the adhesive surfaces for self-adhesive labels.

Item		Order no.
R RM	Cleaning agent 0.5 l	1032554
R RA	Scraper	1032555
R RT	Cleaning cloths 50 pcs.	1032556

Chains

Red/white; chain stand with triangular, cement filled stand, including 2 hooks made of plastic – for fastening the chain barrier to the chain stand; chain barriers made of plastic, color change every 50 cm, colorfast and weather-resistant.

Item	Type	Order no.
R KS	Chain stand	1032560
R KG	Chain barrier	1032561

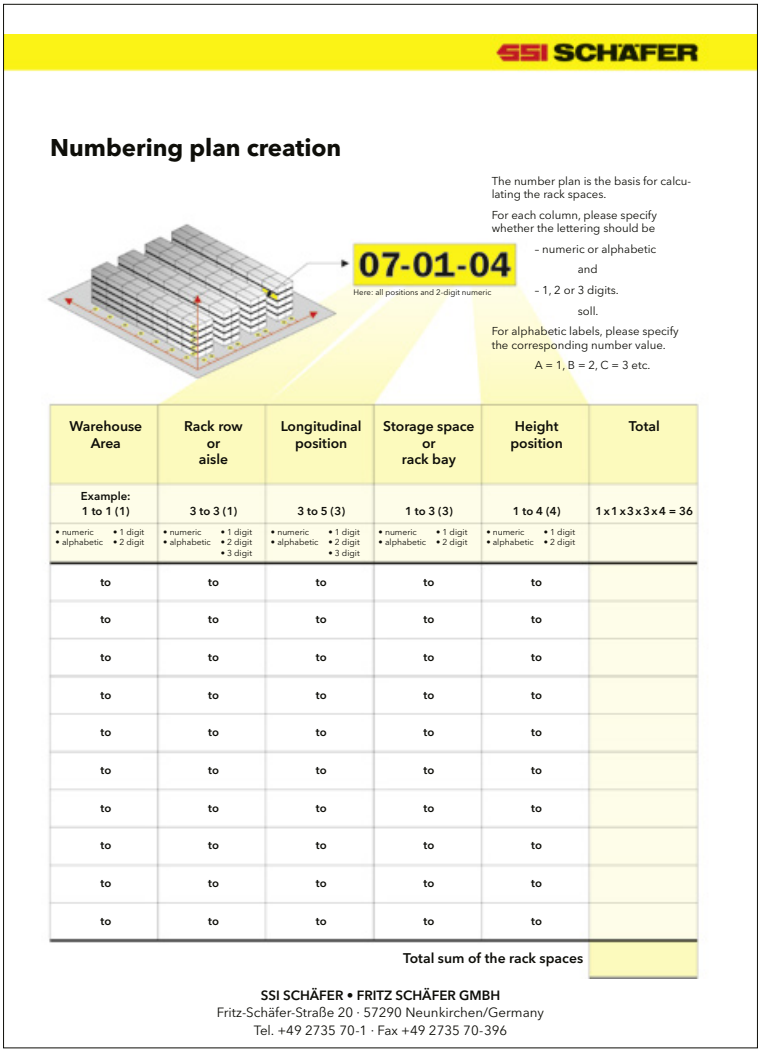

SSI SCHÄFER

Numbering plan creation

The number plan is the basis for calculating the rack spaces.

For each column, please specify whether the lettering should be

– numeric or alphabetic

and

– 1, 2 or 3 digits.

soll.

For alphabetic labels, please specify the corresponding number value.

A = 1, B = 2, C = 3 etc.

07-01-04

Here: all positions and 2-digit numeric

Warehouse Area	Rack row or aisle	Longitudinal position	Storage space or rack bay	Height position	Total
Example: 1 to 1 (1)	3 to 3 (1)	3 to 5 (3)	1 to 3 (3)	1 to 4 (4)	1 x 1 x 3 x 3 x 4 = 36
• numeric • alphabetic • 1 digit • 2 digit	• numeric • alphabetic • 1 digit • 2 digit • 3 digit	• numeric • alphabetic • 1 digit • 2 digit • 3 digit	• numeric • alphabetic • 1 digit • 2 digit	• numeric • alphabetic • 1 digit • 2 digit	
to	to	to	to	to	
to	to	to	to	to	
to	to	to	to	to	
to	to	to	to	to	
to	to	to	to	to	
to	to	to	to	to	
to	to	to	to	to	
to	to	to	to	to	
to	to	to	to	to	
to	to	to	to	to	
				Total sum of the rack spaces	

SSI SCHÄFER • FRITZ SCHÄFER GMBH
Fritz-Schäfer-Straße 20 · 57290 Neunkirchen/Germany
Tel. +49 2735 70-1 · Fax +49 2735 70-396

PDF template on request

Warning marking tape made of PE film

66 meters long, 60 mm wide, yellow/black crosshatched.

Item	Type	Order no.
R WA LI	Pointing left	1032559

Internat. rescue sign EXIT

390 x 115 mm, made of aluminum.

Item	Type	Order no.
R IR LI	Pointing left	1032563
R IR RE	Pointing right	1032564
R IR AB	Down	1032562
R IR AU	Up	2002096

Prohibition signs made of aluminum

200 mm diameter, as per DIN 4844 -2.

Item	Type	Order no.
R VZ 20F12	"Pedestrians prohibited"	1032557
R VZ 20U12	"Unauthorized access prohibited"	1032558

Cantilever Racking for Long Material Storage

When it comes to storing long or bulky goods, cantilever racking systems are the right solution. A wide range of products can be stored: light plastic tubes, heavier steel pipes and profiles, timber boards up to massive coils.

Perfectly tailored: SSI SCHAEFER's expert consultants help to develop concepts for special long materials or particular site conditions.

Cantilever rack uprights can be supplied for single- or double-sided storage. Any required row length can be done. Adjustable cantilever arms allow easy adaption to different storage heights and load requirements. SSI SCHAEFER may offer diverse accessories, depending on the goods to be stored.



Contents

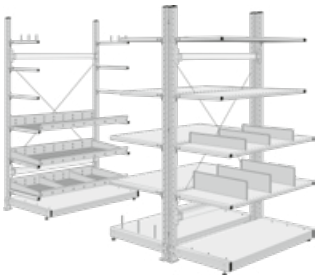

KR 3000 cantilever racking page **D4**

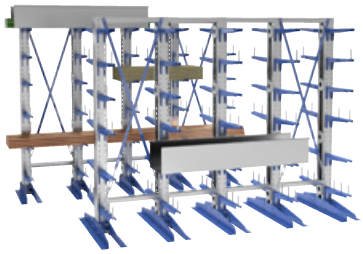

KRM cantilever racking page **D8**

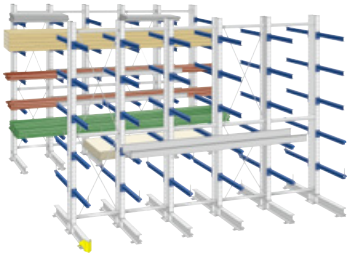

KRS cantilever racking Seite **D12**

Information **regarding inspection requirements** for **rack systems**

Chapter F, page F4

All specified load values apply for uniformly distributed loads.

Overview of Cantilever Racking Systems

KR 3000 cantilever racking

Areas of use	■ On-line shelving and storage of light and bulky materials
Advantages	■ Assembly with dividing pins, shelves or storage trays ■ Double-row racks constructed out of free-standing racks placed back-to-back and 3 frame connectors ■ Unique upright profile ■ Beams are installed without any play due to the conical grooves on both short sides
System	■ Free upright design
Design	■ Expansion bay design; proportionally reduces the carrying capacity per rack bay
System hole pattern	■ 53 : 53 mm
Load-bearing capacity	■ up to 150 kg per side and upright, incl. base, up to 50 kg per cantilever arm
Support profiles/ horizontal braces	■ Galvanized
Cantilever arms	■ Galvanized
Shelves	■ Light Silver
from page	**D4**

KRM cantilever racking	KRS cantilever racking
■ Storage of pipes, profiles or long, bulky materials	■ Storage of heavy, bulky materials and goods. Universally usable inside buildings, for manual or automatic operation, stationary or mobile installations possible
■ Easy assembly with only a few components ■ Single- or double-face racks ■ Attachable cantilever arms, enabling adjustment without tools ■ Robust construction ■ Solid foot plate	■ Easy assembly with only a few components ■ Single- or double-face racks ■ Bolted cantilever arms ■ Robust construction
■ Bolted upright design	■ Bolted upright design
■ Bolting system: Uprights are bolted together horizontal braces to form rack rows and reinforced with cross braces in every 4th bay	■ Bolting system: Uprights are bolted together horizontal braces to form rack rows and reinforced with cross braces in every 4th bay
■ 50 : 50 mm	■ 100 : 100 mm
■ up to 2,300 kg per upright side with uniform height division	■ up to 14,000 kg per upright side with uniform height division
■ Galvanized	■ Painted RAL 7037, Dust Gray
■ Painted RAL 5010, Gentian Blue	■ Painted RAL 5010, Gentian Blue
D8	**D12**

KR 3000 Cantilever Racking

The KR 3000 cantilever rack system from SSI SCHAEFER allows for quick and smooth location adjustments. Each side can support loads up to 300 kg with the starter bay design.

The cantilever arms with an insertion angle of 10° can be adjusted in 53 mm steps. They can be fitted with divider pins or serve as a supports for shelves and storage trays.

All rack levels can support loads of up to 100 kg with the starter bay design.

The double-row rack is made of racks positioned one behind the other. Additionally, they are stabilized with two frame connectors. The racks can also be configured with expansion bay design. In this case, it must be considered that the load carrying capacity of each rack bay decreases proportionally.



KR 3000 System Design

- **Load-bearing capacity**
  Up to 150 kg per side and upright, incl. base, up to 50 kg per cantilever arm
- **Height adjustable in steps of 53 mm**
  Cantilever brackets with insertion angle of 10°

- **System design**
  Cantilever racking construction
- **Expansion bay design**
  Proportionally reduces the load capacity per rack bay
- **Areas of use**
  On-line shelving and storage of light and bulky materials
- **Can be equipped with divider pins, shelves or storage trays**
- **Double-row racks**
  Constructed out of racks placed next to each other and 3 frame connectors
- **Special upright profile**
- **Beams are installed without any play**
  due to the conical grooves on both short sides

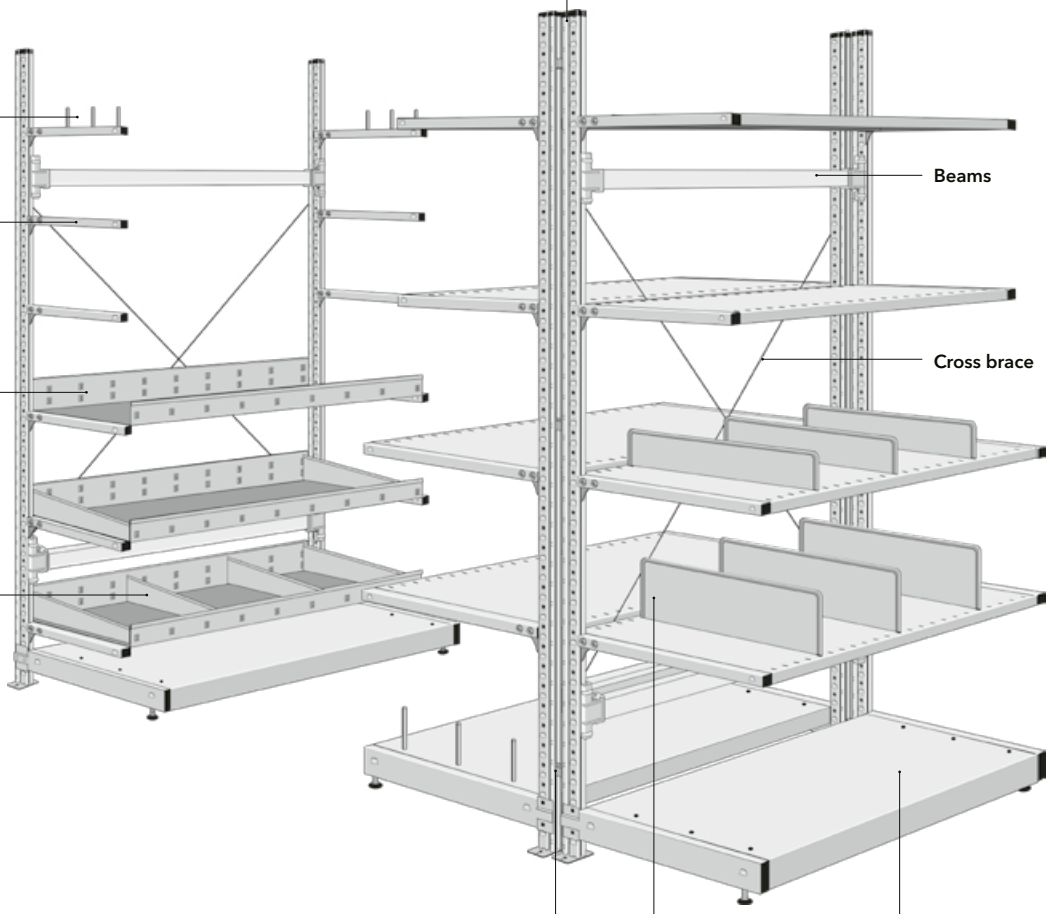


Dividing pins

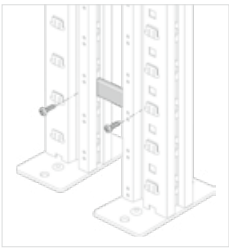
Frame connector

Rack Components

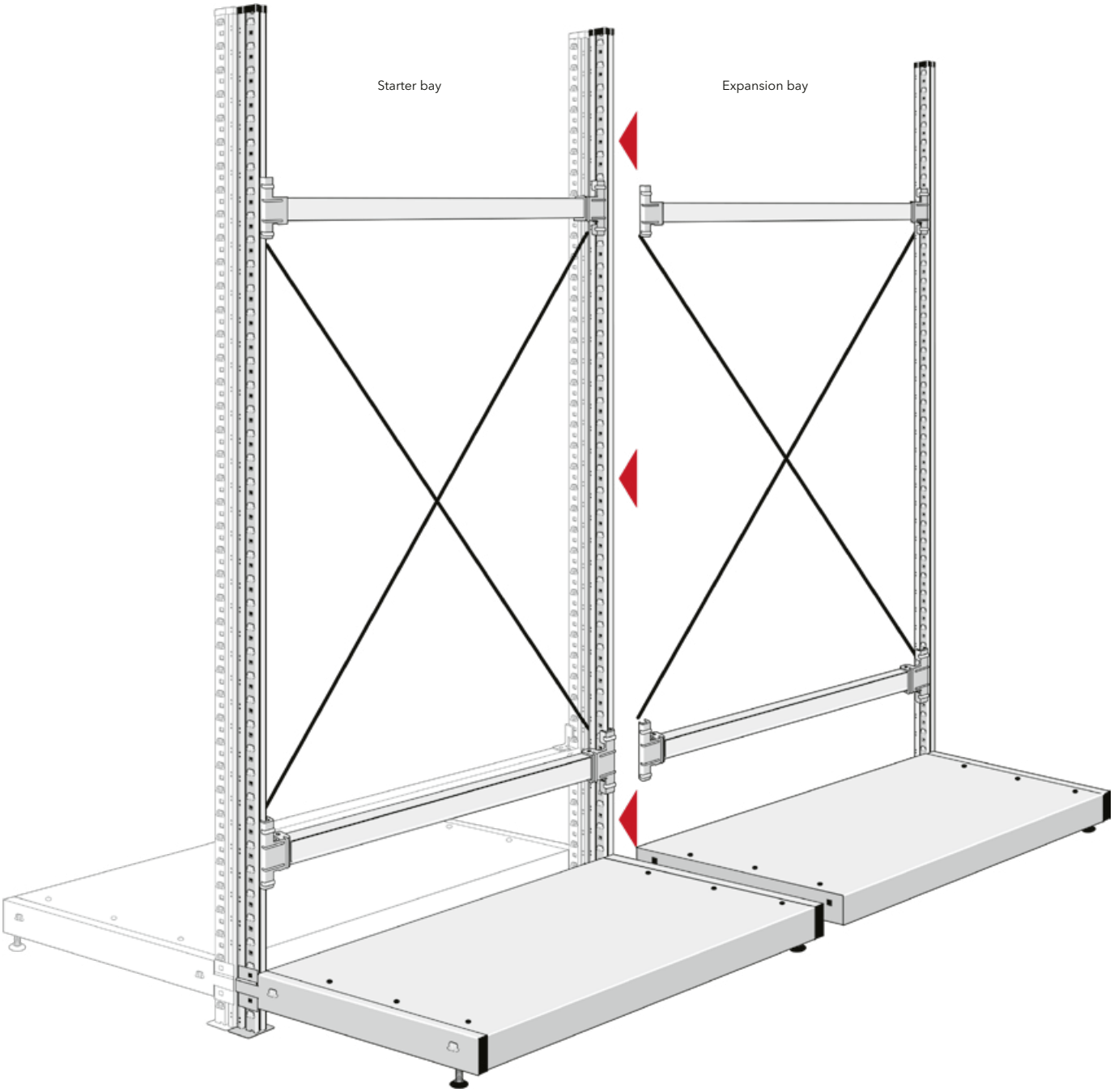

Shelves
Light Silver

Galvanized
Dividing pins
Cantilever brackets
Frame connector
Trays

- **Shelves**
  The maximum load-carrying capacity can only be used with the starter bay design
- **Starter bay/expansion bay**
  Clear bay width 994 mm

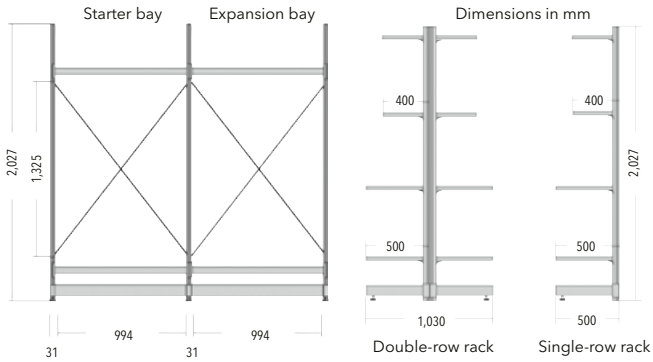

Rack Components and Accessories

Starter bay

2 uprights with foot – single sided, 2 beams, 1 cross brace, 1 base shelf.

Item	Width (mm)	Height (mm)	Order no.
FR 31020 G	994	2,027	1042649

Expansion bay

1 upright with foot – single sided, 2 beams, 1 cross brace, 1 base shelf.

Item	Width (mm)	Height (mm)	Order no.
FR 31020 A	994	2,027	1042650

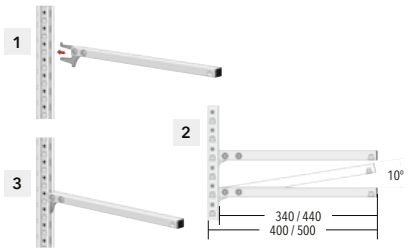

Cantilever arms

Sheet steel, galvanized. For attaching shelves and trays. Load capacity 50 kg.

Item	Rack depth (mm)	Usable depth (mm)	Order no.
KK 34050	400	340	1042653
KK 35050	500	440	1042654

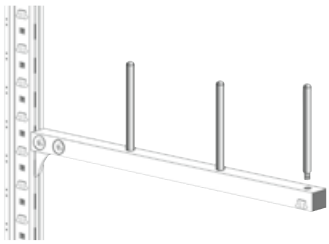

Dividing pins

Steel, galvanized. Dividing pins for partitioning the cantilever arms.

Item	Order no.
AST 3100	1042655

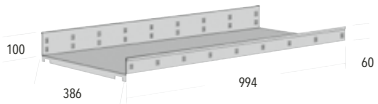

Tray

Sheet steel, galvanized. External depth 400 mm, internal 386 mm. Load-bearing capacity of 50 kg per storage level.

Item		Order no.
LW 31010	Tray	1042657
LWT 386/2386	Divider	1041858

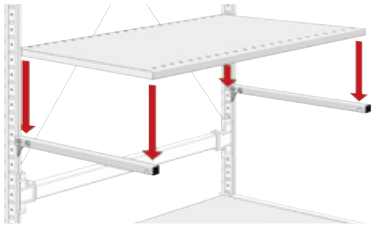

Shelves

Sheet steel, powder-coated light silver. 30 mm high. The shelves feature rows of slots with a 41 mm spacing. Free-standing dividers can be inserted into the slots for lengthwise partitioning.

Note: The maximum load capacity can only be used with the starter bay design.

Item	Rack depth (mm)	Order no.
ZB 4413 L	400	1057489
ZB 4513 L	500	1056249

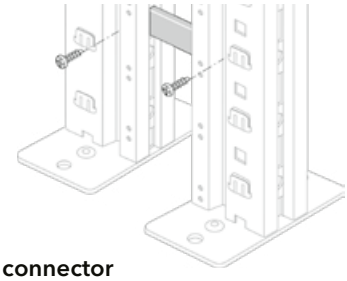

Frame connector

Sheet steel, galvanized. For connecting double-row rack bays. 30 mm spacing.

Incl. fixing kit.

Item	Order no.
RV 3030	1055064

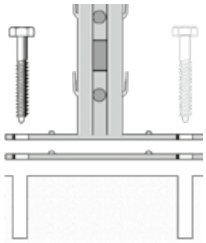

Floor fixing

Galvanized.
Screw anchor for anchoring the racks to the floor.

Item	Order no.
HUS3-H6x60	1036114

Clear bay width 1,282 mm and **further accessories**

on request

Cantilever Racking for Light to Medium Loads

No tools are required to adjust the position of the cantilever arms. The hooked cantilever arms allow quick adaption to periodically varying heights of goods to be stored. The KRM cantilever racking system is the right choice for single- or double-sided storage, partitioning the cantilever arm or using storage trays.



Galvanized Gentian Blue RAL 5010

- **Load-bearing capacity**
  Up to 2,300 kg per rack side with uniform height division
- **System hole pattern**
  adjustable in steps of 50 mm
- **Bolting system**
  Uprights are connected by horizontal braces and reinforced by cross braces every 4th rack bay
- **On-line racking and storage**
  of pipes, profiles or long, bulky materials
- **Easy assembly**
  with only a few components
- **Single- or double-sided racks**
- **Hooked-in cantilever arms**
  enable tool-free height adjustment
- **Robust construction**
- **Sturdy base**

KRM System Design

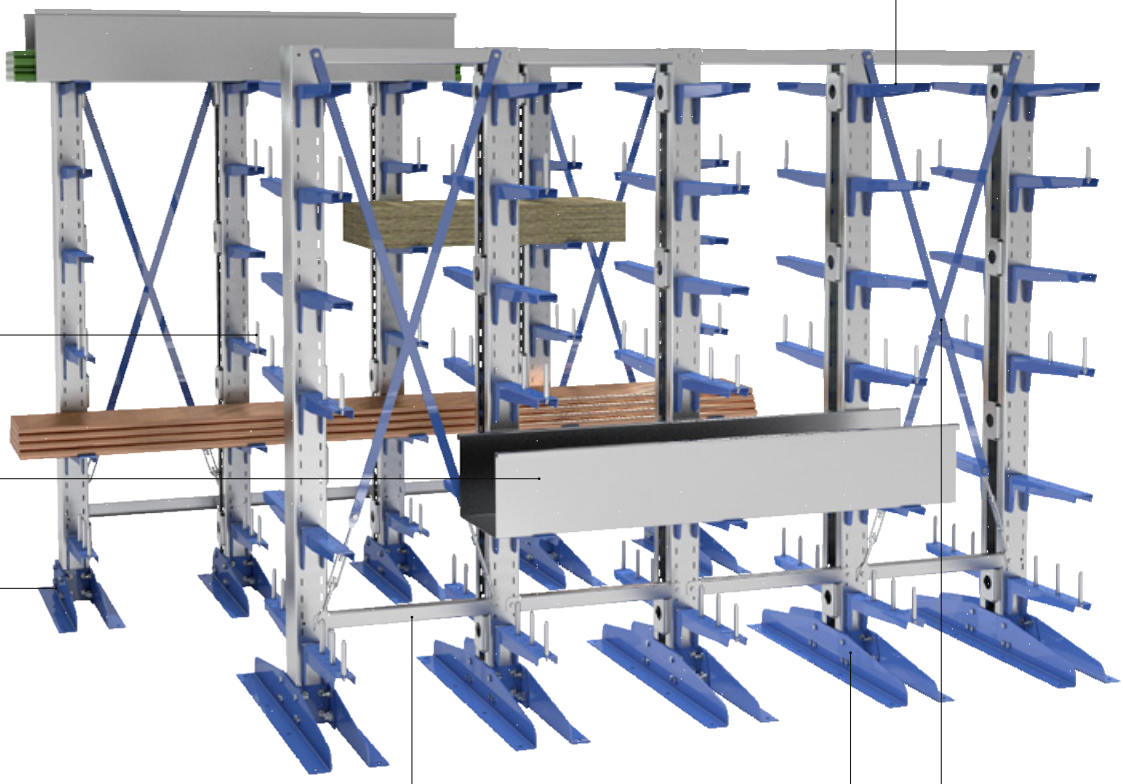

Load sign

Cantilever arm

Dividing pins

Storage tray

Horizontal brace

KRM Cantilever Uprights and Accessories

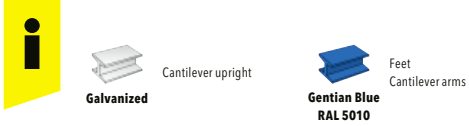

- **Uprights**
  Load specification below applicable at uniform height distribution of cantilever arms
- **Cantilever arms**
  Load specification below applicable at uniformly distibuted load

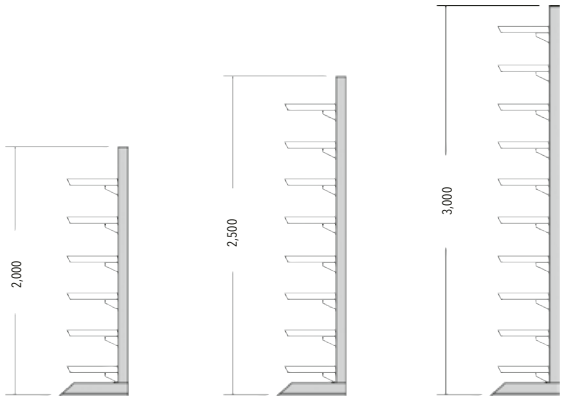

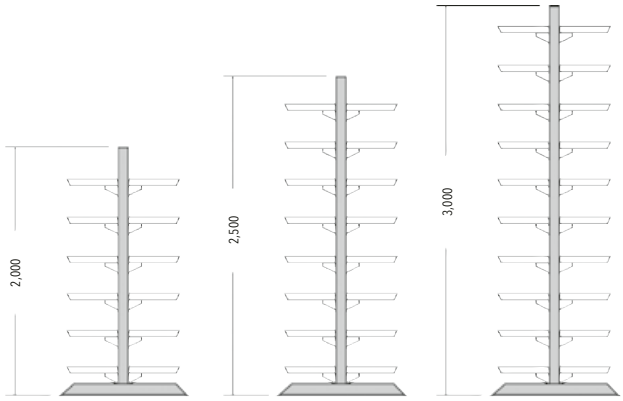

Uprights, single-sided

Steel, galvanized. Height adjustment pattern 50 : 50 mm, foot profiles made of angled profiles in Gentian Blue RAL 5010 allowing an uniform distribution of the load on the floor. 2 horizontal braces are required to connect the cantilever uprights.

Item	Upright height (mm)	Usable depth (mm)	Total depth (mm)	Load (kg)	Order no.
KRM-KASE200400	2,000	400	700	2,300	1017224
KRM-KASE200500		500	800	1,900	1017225
KRM-KASE200600		600	900	1,650	1017226
KRM-KASE200800		800	1,100	1,200	1017227
KRM-KASE250400	2,500	400	700	2,150	1017228
KRM-KASE250500		500	800	1,750	1017229
KRM-KASE250600		600	900	1,500	1017230
KRM-KASE250800		800	1,100	1,000	1017231
KRM-KASE300400	3,000	400	700	2,000	1017232
KRM-KASE300500		500	800	1,600	1017233
KRM-KASE300600		600	900	1,350	1017234
KRM-KASE300800		800	1,100	950	1017235

Uprights, double-sided

Steel, galvanized. Height adjustment pattern 50 : 50 mm, foot profiles made of angled profiles in Gentian Blue RAL 5010 allowing an uniform distribution of the load on the floor. 2 horizontal braces are required to connect the cantilever uprights.

Item	Upright height (mm)	Usable depth (mm)	Total depth (mm)	Load (kg/side)	Order no.
KRM-KASD200400	2,000	400	1,040	2,300	1017236
KRM-KASD200500		500	1,240	1,900	1017237
KRM-KASD200600		600	1,440	1,650	1017238
KRM-KASD200800		800	1,840	1,200	1017239
KRM-KASD250400	2,500	400	1,040	2,150	1017240
KRM-KASD250500		500	1,240	1,750	1017241
KRM-KASD250600		600	1,440	1,500	1017242
KRM-KASD250800		800	1,840	1,000	1017243
KRM-KASD300400	3,000	400	1,040	2,000	1017244
KRM-KASD300500		500	1,240	1,600	1017245
KRM-KASD300600		600	1,440	1,350	1017246
KRM-KASD300800		800	1,840	950	1017247



Horizontal braces

Steel, galvanized. 2 horizontal braces required to connect cantilever uprights.

Item	Center distance (mm)	Order no.
KRM-LV06	600	1017248
KRM-LV08	800	1017249
KRM-LV10	1,000	1017250
KRM-LV12	1,250	1017251
KRM-LV15	1,500	1017252



Cantilever arms

Steel, painted: Gentian Blue, RAL 5010. Adjustable without tools, adjusting pattern 50 : 50 mm, including holes for dividing pins.

Item	Cantilever arm length (mm)	Load (kg)	Order no.
KRM-KA400	400	350	1017220
KRM-KA500	500	300	1017221
KRM-KA600	600	250	1017222
KRM-KA800	800	180	1017223

Mandatory labeling

The regulations of the trade associations demand labeling of rack installations with all the necessary load specifications

KRM Accessories

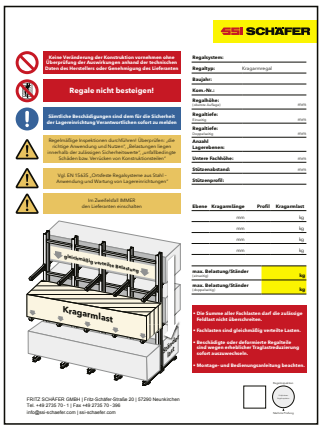



Load signs

Item	Width (mm)	Height (mm)	Type	Order no.
KRTS 7050	450	600	Aluminum, incl. fixing kit	1033948*
TS 0615	60	150	PVC adhesive film	1003252*

* The technical data necessary for the load sign would be researched on hourly base and invoiced together with load sign cost.

Floor anchor

Cantilever racks are fixed to floor by expansion anchors to ensure stability. For single-sided cantilever racking 6, for double-sided cantilever racking 6 pieces are required.

Item		Order no.
BA 10 SL	M 10 expansion anchor	1031632

Storage trays

Sheet steel, galvanized, 250 mm high. For storing of residual pieces, plastic pipes, hoses, etc.

Item	For usable depth/ cantilever arm length (mm)	Internal width (mm)	Length (mm)	Panel thickness (mm)	Order no.
KLW 1542	400	360	1,500	2.0	1002385
KLW 2042			2,000	2.0	1002380
KLW 2043			2,000	3.0	1002386
KLW 2543			2,500	3.0	1002387
KLW 1552	500	460	1,500	2.0	1002388
KLW 1553			1,500	3.0	1002389
KLW 2053			2,000	3.0	1002390
KLW 2553			2,500	3.0	1002391
KLW 1563	600	560	1,500	3.0	1002392
KLW 2063			2,000	3.0	1002381
KLW 2563			2,500	3.0	1002393

Dividing pins

Steel, galvanized. Made of tube profile, including screw fastening.

Item	Usable height (mm)	Order no.
KED 105	50	1002382
KED 110	100	1002383
KED 115	150	1002384

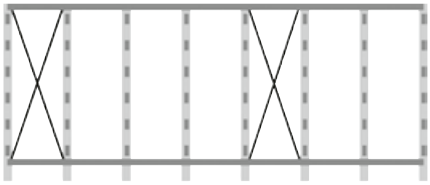

Cross braces

Steel, painted: Gentian Blue, RAL 5010. Cross braces are required for every fourth rack bay in order to stabilize the racks. Includes fixing kit.

Item	Center distance (mm)	Upright height (mm)	Order no.
KRM-KVB200060	600	2,000	1017253
KRM-KVB250060		2,500	1017258
KRM-KVB300060		3,000	1017263
KRM-KVB200080	800	2,000	1017254
KRM-KVB250080		2,500	1017259
KRM-KVB300080		3,000	1017264
KRM-KVB200100	1,000	2,000	1017255
KRM-KVB250100		2,500	1017260
KRM-KVB300100		3,000	1017265
KRM-KVB200125	1,250	2,000	1017256
KRM-KVB250125		2,500	1017261
KRM-KVB300125		3,000	1017266
KRM-KVB200150	1,500	2,000	1017257
KRM-KVB250150		2,500	1017262
KRM-KVB300150		3,000	1017267

Cantilever Racking for Medium to Heavy Loads

Cantilever racking for medium and heavy loads is utilized for an extensive range of warehousing applications. The requirements are diverse. As such, the storage system has to be adapted to goods and not vice versa.

The KRS system has limitless versatility with regard to dimensions and capacity. The usage options range from manual to automated operation, stationary or mobile.

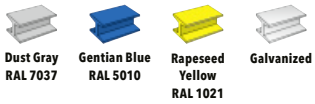

- **Load-bearing capacity**
  up to 14,000 kg per rack side with uniform height division
- **Height adjustment pattern**
  adjustable in steps of 100 mm
- **Upright design made of bolted uprights and foot profiles**
  Can also be retrofitted by replacing the foot profiles – between single and double-face designs
- **Bolting system**
  upright profiles are bolted together with horizontal braces to form rack rows and reinforced with cross braces in every 4th rack bay
- **Storage**
  of heavy, bulky materials and goods
- **Universally usable**
  for manual or automated operation, stationary or mobile installations possible
- **Easy assembly**
  with only a few components
- **Single- or double-sided racks**
- **Bolted cantilever arms**
- **Robust construction**

KRS System Design



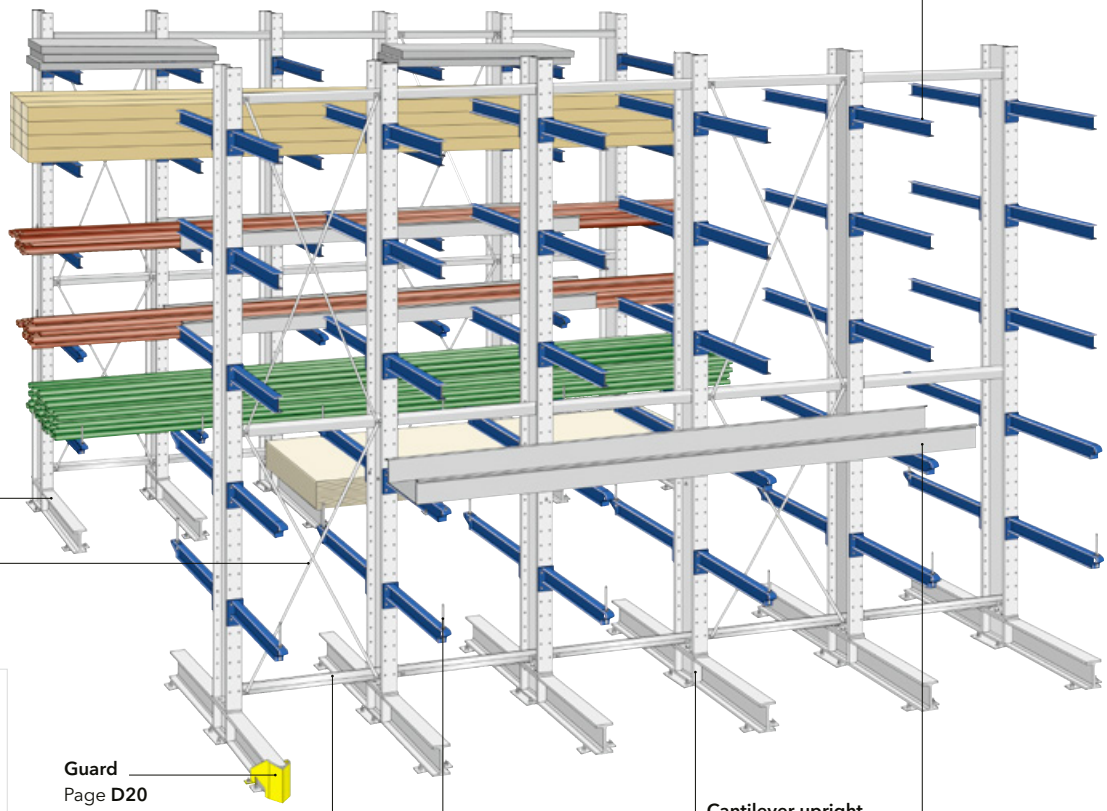

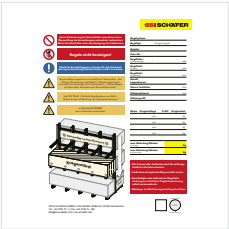

Load sign

Guard

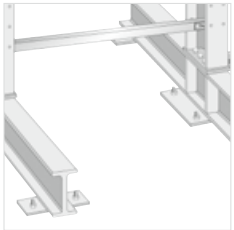

Horizontal braces

Storage tray



Bolted cantilever arm



Cantilever arm with end stop

KRS Single-Sided Cantilever Uprights

Cantilever upright

Dust Gray RAL 7037

- **High stability**
  the upright and foot profiles are made of solid, hot rolled IPE profiles and are bolted together to create a stable cantilever upright The foot profiles safely transfer the loads to the floor

  The structural design is effected according to EN and FEM and corresponds to the provisions of the German standard of DG-UV 108-007.
- **Height adjustment pattern**
  with adjustment spacing 100 : 100 mm
- **Material and finish**
  steel, painted: Dust Gray, RAL 7037
- **Cantilever uprights**
  Load specifications apply to each side of the rack in the case of uniform height distribution of the cantilever arms
- **Floor anchor**
  see page D19

Other upright heights and usage depths

on request

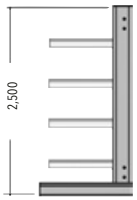

Upright height 2,500 mm

Item	Usable depth (mm)	Total depth (mm)	Upright profile	Load (kg)	Order no.
KSEX 250418	400	640	IPE 180	6,110	1010067
KSEX 250618	600	840	IPE 180	4,800	1010069
KSEX 250818	800	1,040	IPE 180	3,900	1010070
KSEX 251018	1,000	1,240	IPE 180	3,340	1010071
KSEX 251218	1,250	1,490	IPE 180	2,610	1010072

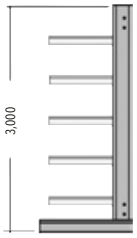

Upright height 3,000 mm

Item	Usable depth (mm)	Total depth (mm)	Upright profile	Load (kg)	Order no.
KSEX 300418	400	640	IPE 180	5,300	1010074
KSEX 300420		660	IPE 200	7,140	1010095
KSEX 300618	600	840	IPE 180	4,170	1010076
KSEX 300620		860	IPE 200	5,730	1010097
KSEX 300818	800	1,040	IPE 180	3,560	1010077
KSEX 300820		1,060	IPE 200	4,750	1010098
KSEX 301018	1,000	1,240	IPE 180	3,025	1010078
KSEX 301020		1,260	IPE 200	4,155	1010099
KSEX 301218	1,250	1,490	IPE 180	2,280	1010079
KSEX 301220		1,510	IPE 200	3,375	1010100

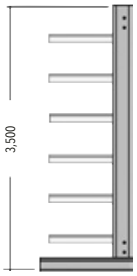

Upright height 3,500 mm

Item	Usable depth (mm)	Total depth (mm)	Upright profile	Load (kg)	Order no.
KSEX 350618	600	840	IPE 180	4,690	1010081
KSEX 350620		860	IPE 200	6,515	1010102
KSEX 350622		880	IPE 220	8,520	1010123
KSEX 350818	800	1,040	IPE 180	3,380	1010082
KSEX 350820		1,060	IPE 200	5,000	1010103
KSEX 350822		1,080	IPE 220	7,000	1010124
KSEX 351018	1,000	1,240	IPE 180	2,590	1010083
KSEX 351020		1,260	IPE 200	3,830	1010104
KSEX 351022		1,280	IPE 220	5,510	1010125
KSEX 351218	1,250	1,490	IPE 180	1,965	1010084
KSEX 351220		1,510	IPE 200	2,910	1010105
KSEX 351222		1,530	IPE 220	4,185	1010126
KSEX 351518	1,500	1,740	IPE 180	1,535	1010085
KSEX 351520		1,760	IPE 200	2,295	1010106
KSEX 351522		1,780	IPE 220	3,310	1010127
KSEX 352018	2,000	2,240	IPE 180	1,010	1010087
KSEX 352020		2,260	IPE 200	1,530	1010108
KSEX 352022		2,280	IPE 220	2,230	1010129

KRS Single-Sided Cantilever Uprights

Upright height 4,000 mm

Item	Usable depth (mm)	Total depth (mm)	Upright profile	Load (kg)	Order no.
KSEX 400620	600	860	IPE 200	5,980	1010109
KSEX 400622		880	IPE 220	8,400	1010130
KSEX 400624		900	IPE 240	10,700	1010158
KSEX 400820	800	1,060	IPE 200	4,360	1010110
KSEX 400822		1,080	IPE 220	6,250	1010131
KSEX 400824		1,100	IPE 240	8,800	1010159
KSEX 401020	1,000	1,260	IPE 200	3,360	1010111
KSEX 401022		1,280	IPE 220	4,830	1010132
KSEX 401024		1,300	IPE 240	6,810	1010160
KSEX 401220	1,250	1,510	IPE 200	2,550	1010112
KSEX 401222		1,530	IPE 220	3,670	1010133
KSEX 401224		1,550	IPE 240	5,200	1010161
KSEX 401520	1,500	1,760	IPE 200	2,020	1010113
KSEX 401522		1,780	IPE 220	2,920	1010134
KSEX 401524		1,800	IPE 240	4,140	1010162
KSEX 402020	2,000	2,260	IPE 200	1,340	1010115
KSEX 402022		2,280	IPE 220	1,960	1010136
KSEX 402024		2,300	IPE 240	2,810	1010164

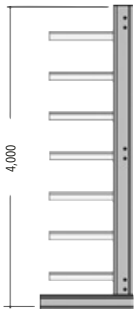

Upright height 5,000 mm

Item	Usable depth (mm)	Total depth (mm)	Upright profile	Load (kg)	Order no.
KSEX 500622	600	880	IPE 220	6,670	1010144
KSEX 500624		900	IPE 240	9,360	1010172
KSEX 500627		930	IPE 270	14,010	1010207
KSEX 500822	800	1,080	IPE 220	4,880	1010145
KSEX 500824		1,100	IPE 240	6,870	1010173
KSEX 500827		1,130	IPE 270	10,260	1010208
KSEX 501022	1,000	1,280	IPE 220	3,780	1010146
KSEX 501024		1,300	IPE 240	5,350	1010174
KSEX 501027		1,330	IPE 270	7,960	1010209
KSEX 501222	1,250	1,530	IPE 220	2,890	1010147
KSEX 501224		1,550	IPE 240	4,090	1010175
KSEX 501227		1,580	IPE 270	6,140	1010210
KSEX 501522	1,500	1,780	IPE 220	2,280	1010148
KSEX 501524		1,800	IPE 240	3,250	1010176
KSEX 501527		1,830	IPE 270	4,910	1010211
KSEX 502022	2,000	2,280	IPE 220	1,550	1010150
KSEX 502024		2,300	IPE 240	2,230	1010178
KSEX 502027		2,330	IPE 270	3,400	1010213

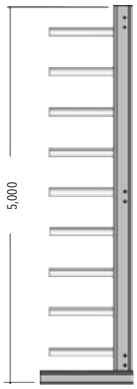

Upright height 6,000 mm

Item	Usable depth (mm)	Total depth (mm)	Upright profile	Load (kg)	Order no.
KSEX 600624	600	900	IPE 240	7,590	1010186
KSEX 600627		930	IPE 270	11,420	1010221
KSEX 600824	800	1,100	IPE 240	5,640	1010187
KSEX 600827		1,130	IPE 270	8,360	1010222
KSEX 600830		1,160	IPE 300	12,140	1010250
KSEX 601024	1,000	1,300	IPE 240	4,370	1010188
KSEX 601027		1,330	IPE 270	6,570	1010223
KSEX 601030		1,360	IPE 300	9,530	1010251
KSEX 601224	1,250	1,550	IPE 240	3,350	1010189
KSEX 601227		1,580	IPE 270	5,050	1010224
KSEX 601230		1,610	IPE 300	7,390	1010252
KSEX 601524	1,500	1,800	IPE 240	2,690	1010190
KSEX 601527		1,830	IPE 270	4,070	1010225
KSEX 601530		1,860	IPE 300	5,940	1010253
KSEX 602024	2,000	2,300	IPE 240	1,820	1010192
KSEX 602027		2,330	IPE 270	2,790	1010227
KSEX 602030		2,360	IPE 300	4,120	1010255

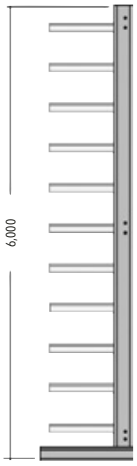

KRS Double-Sided Cantilever Uprights

Cantilever upright

Dust Gray RAL 7037

- **High stability**
  the upright and foot profiles are made of solid, hot rolled IPE profiles and are bolted together to create a stable cantilever upright The foot profiles safely transfer the loads to the floor

  The structural design is effected according to EN and FEM and corresponds to the provisions of the German standard of DG-UV 108-007.
- **Height adjustment pattern**
  with adjustment spacing 100 : 100 mm
- **Material and finish**
  steel, painted: Dust Gray, RAL 7037
- **Cantilever uprights**
  Load specifications apply to each side of the rack in the case of uniform height distribution of the cantilever arms
- **Floor anchor**
  see page D19

Other upright heights and usage depths

on request

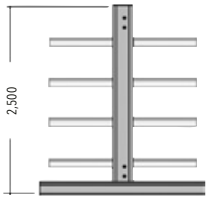

Upright height 2,500 mm

Item	Usable depth (mm)	Total depth (mm)	Upright profile	Load (kg/side)	Order no.
KSDX 250418	400	1,100	IPE 180	6,290	1010319
KSDX 250618	600	1,500	IPE 180	4,940	1010321
KSDX 250818	800	1,900	IPE 180	4,050	1010322
KSDX 251018	1,000	2,300	IPE 180	3,470	1010323
KSDX 251218	1,250	2,800	IPE 180	2,710	1010324

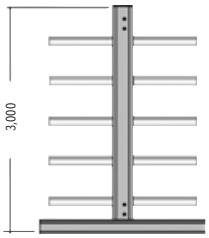

Upright height 3,000 mm

Item	Usable depth (mm)	Total depth (mm)	Upright profile	Load (kg/side)	Order no.
KSDX 300418	400	1,100	IPE 180	5,450	1010326
KSDX 300420		1,120	IPE 200	7,350	1010347
KSDX 300618	600	1,500	IPE 180	4,290	1010328
KSDX 300620		1,520	IPE 200	5,900	1010349
KSDX 300818	800	1,900	IPE 180	3,700	1010329
KSDX 300820		1,920	IPE 200	4,940	1010350
KSDX 301018	1,000	2,300	IPE 180	3,140	1010330
KSDX 301020		2,320	IPE 200	4,320	1010351
KSDX 301218	1,250	2,800	IPE 180	2,390	1010331
KSDX 301220		2,820	IPE 200	3,540	1010352

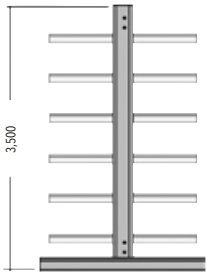

Upright height 3,500 mm

Item	Usable depth (mm)	Total depth (mm)	Upright profile	Load (kg/side)	Order no.
KSDX 350618	600	1,500	IPE 180	4,870	1010333
KSDX 350620		1,520	IPE 200	6,710	1010354
KSDX 350622		1,540	IPE 220	8,770	1010375
KSDX 350818	800	1,900	IPE 180	3,480	1010334
KSDX 350820		1,920	IPE 200	5,150	1010355
KSDX 350822		1,940	IPE 220	7,210	1010376
KSDX 351018	1,000	2,300	IPE 180	2,690	1010335
KSDX 351020		2,320	IPE 200	3,980	1010356
KSDX 351022		2,340	IPE 220	5,730	1010377
KSDX 351218	1,250	2,800	IPE 180	2,040	1010336
KSDX 351220		2,820	IPE 200	3,020	1010357
KSDX 351222		2,840	IPE 220	4,350	1010378
KSDX 351518	1,500	3,300	IPE 180	1,610	1010337
KSDX 351520		3,320	IPE 200	2,410	1010358
KSDX 351522		3,340	IPE 220	3,475	1010379
KSDX 352018	2,000	4,300	IPE 180	1,080	1010339
KSDX 352020		4,320	IPE 200	1,630	1010360
KSDX 352022		4,340	IPE 220	2,380	1010381

KRS Double-Sided Cantilever Uprights

Upright height 4,000 mm

Item	Usable depth (mm)	Total depth (mm)	Upright profile	Load (kg/side)	Order no.
KSDX 400620	600	1,520	IPE 200	6,150	1010361
KSDX 400622		1,540	IPE 220	8,650	1010382
KSDX 400624		1,560	IPE 240	11,020	1010410
KSDX 400820	800	1,920	IPE 200	4,490	1010362
KSDX 400822		1,940	IPE 220	6,430	1010383
KSDX 400824		1,960	IPE 240	9,060	1010411
KSDX 401020	1,000	2,320	IPE 200	3,490	1010363
KSDX 401022		2,340	IPE 220	5,020	1010384
KSDX 401024		2,360	IPE 240	7,080	1010412
KSDX 401220	1,250	2,820	IPE 200	2,650	1010364
KSDX 401222		2,840	IPE 220	3,810	1010385
KSDX 401224		2,860	IPE 240	5,400	1010413
KSDX 401520	1,500	3,320	IPE 200	2,120	1010365
KSDX 401522		3,340	IPE 220	3,060	1010386
KSDX 401524		3,360	IPE 240	4,340	1010414
KSDX 402020	2,000	4,320	IPE 200	1,430	1010367
KSDX 402022		4,340	IPE 220	2,090	1010388
KSDX 402024		4,360	IPE 240	3,000	1010416

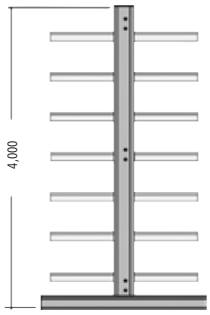

Upright height 5,000 mm

Item	Usable depth (mm)	Total depth (mm)	Upright profile	Load (kg/side)	Order no.
KSDX 500622	600	1,540	IPE 220	6,870	1010396
KSDX 500624		1,560	IPE 240	9,670	1010424
KSDX 500627		1,590	IPE 270	14,410	1010459
KSDX 500822	800	1,940	IPE 220	5,020	1010397
KSDX 500824		1,960	IPE 240	7,070	1010425
KSDX 500827		1,990	IPE 270	10,560	1010460
KSDX 501022	1,000	2,340	IPE 220	3,930	1010398
KSDX 501024		2,360	IPE 240	5,560	1010426
KSDX 501027		2,390	IPE 270	8,270	1010461
KSDX 501222	1,250	2,840	IPE 220	3,005	1010399
KSDX 501224		2,860	IPE 240	4,250	1010427
KSDX 501227		2,890	IPE 270	6,380	1010462
KSDX 501522	1,500	3,340	IPE 220	2,390	1010400
KSDX 501524		3,360	IPE 240	3,410	1010428
KSDX 501527		3,390	IPE 270	5,150	1010463
KSDX 502022	2,000	4,340	IPE 220	1,650	1010402
KSDX 502024		4,360	IPE 240	2,380	1010430
KSDX 502027		4,390	IPE 270	3,630	1010465

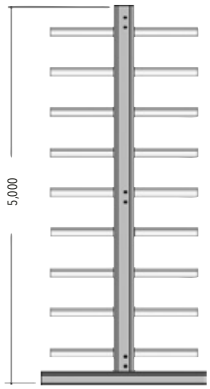

Upright height 6,000 mm

Item	Usable depth (mm)	Total depth (mm)	Upright profile	Load (kg/side)	Order no.
KSDX 600624	600	1,560	IPE 240	7,810	1010438
KSDX 600627		1,590	IPE 270	11,760	1010473
KSDX 600824	800	1,960	IPE 240	5,800	1010439
KSDX 600827		1,990	IPE 270	8,610	1010474
KSDX 600830		2,020	IPE 300	12,500	1010502
KSDX 601024	1,000	2,360	IPE 240	4,540	1010440
KSDX 601027		2,390	IPE 270	6,830	1010475
KSDX 601030		2,420	IPE 300	9,910	1010503
KSDX 601224	1,250	2,860	IPE 240	3,480	1010441
KSDX 601227		2,890	IPE 270	5,250	1010476
KSDX 601230		2,920	IPE 300	7,680	1010504
KSDX 601524	1,500	3,360	IPE 240	2,820	1010442
KSDX 601527		3,390	IPE 270	4,270	1010477
KSDX 601530		3,420	IPE 300	6,230	1010505
KSDX 602024	2,000	4,360	IPE 240	1,940	1010444
KSDX 602027		4,390	IPE 270	2,980	1010479
KSDX 602030		4,420	IPE 300	4,405	1010507

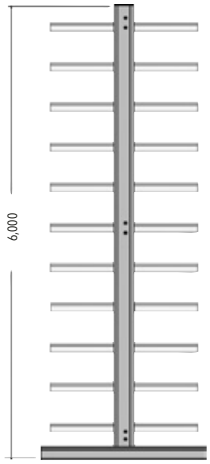

Cantilever arms

Gentian Blue
RAL 5010

Cantilever arms
Load specifications apply for uniformly distributed loads

KRS Cantilever Arms

Cantilever arms for IPE 180 and IPE 200 upright profiles

Steel, painted: Gentian Blue, RAL 5010. With welded top plate, optionally with or without deflector. Adjustment 100 : 100 mm.





Item	Usable depth (mm)	Cantilever arm profile	Load (kg)	Order no.
Without deflector				
KASX 0408.2	400	INP 80	1,445	1009823
KASX 0410.2		INP 100	2,415	1009841
KASX 0608.2	600	INP 80	1,030	1009825
KASX 0610.2		INP 100	1,755	1009843
KASX 0808.2	800	INP 80	810	1009826
KASX 0810.2		INP 100	1,370	1009844
KASX 1008.2	1,000	INP 80	640	1009827
KASX 1010.2		INP 100	1,120	1009845
KASX 1208.2	1,250	INP 80	505	1009828
KASX 1210.2		INP 100	885	1009846
KASX 1508.2	1,500	INP 80	380	1009829
KASX 1510.2		INP 100	730	1009847
KASX 2008.2	2,000	INP 80	215	1009831
KASX 2010.2		INP 100	470	1009849

Item	Usable depth (mm)	Cantilever arm profile	Load (kg)	Order no.
With deflector				
KASX 0408.2R	400	INP 80	1,445	1009832
KASX 0410.2R		INP 100	2,415	1009850
KASX 0608.2R	600	INP 80	1,030	1009834
KASX 0610.2R		INP 100	1,755	1009852
KASX 0808.2R	800	INP 80	810	1009835
KASX 0810.2R		INP 100	1,370	1009853
KASX 1008.2R	1,000	INP 80	640	1009836
KASX 1010.2R		INP 100	1,120	1009854
KASX 1208.2R	1,250	INP 80	505	1009837
KASX 1210.2R		INP 100	885	1009855
KASX 1508.2R	1,500	INP 80	380	1009838
KASX 1510.2R		INP 100	730	1009856
KASX 2008.2R	2,000	INP 80	215	1009840
KASX 2010.2R		INP 100	470	1009858

Cantilever arms for IPE 220 – IPE 300 upright profiles

Steel, painted: Gentian Blue, RAL 5010. With welded top plate, optionally with or without deflector. Adjustment 100 : 100 mm.

Item	Usable depth (mm)	Cantilever arm profile	Load (kg)	Order no.
Without deflector				
KASX 0408.3	400	INP 80	1,445	1009895
KASX 0410.3		INP 100	2,415	1009913
KASX 0608.3	600	INP 80	1,030	1009897
KASX 0610.3		INP 100	1,755	1009915
KASX 0612.3		INP 120	2,720	1009931
KASX 0614.3		INP 140	3,035	1009945
KASX 0808.3	800	INP 80	810	1009898
KASX 0810.3		INP 100	1,370	1009916
KASX 0812.3		INP 120	2,150	1009932
KASX 0814.3		INP 140	3,125	1009946
KASX 1008.3	1,000	INP 80	640	1009899
KASX 1010.3		INP 100	1,120	1009917
KASX 1012.3		INP 120	1,755	1009933
KASX 1014.3		INP 140	2,585	1009947
KASX 1208.3	1,250	INP 80	505	1009900
KASX 1210.3		INP 100	885	1009918
KASX 1212.3		INP 120	1,420	1009934
KASX 1214.3		INP 140	2,110	1009948
KASX 1508.3	1,500	INP 80	380	1009901
KASX 1510.3		INP 100	730	1009919
KASX 1512.3		INP 120	1,170	1009935
KASX 1514.3		INP 140	1,755	1009949
KASX 2008.3	2,000	INP 80	215	1009903
KASX 2010.3		INP 100	470	1009921
KASX 2012.3		INP 120	850	1009937
KASX 2014.3		INP 140	1,285	1009951

Item	Usable depth (mm)	Cantilever arm profile	Load (kg)	Order no.
With deflector				
KASX 0408.3R	400	INP 80	1,445	1009904
KASX 0410.3R		INP 100	2,415	1009922
KASX 0608.3R	600	INP 80	1,030	1009906
KASX 0610.3R		INP 100	1,755	1009924
KASX 0612.3R		INP 120	2,720	1009938
KASX 0614.3R		INP 140	3,035	1009952
KASX 0808.3R	800	INP 80	810	1009907
KASX 0810.3R		INP 100	1,370	1009925
KASX 0812.3R		INP 120	2,150	1009939
KASX 0814.3R		INP 140	3,125	1009953
KASX 1008.3R	1,000	INP 80	640	1009908
KASX 1010.3R		INP 100	1,120	1009926
KASX 1012.3R		INP 120	1,755	1009940
KASX 1014.3R		INP 140	2,585	1009954
KASX 1208.3R	1,250	INP 80	505	1009909
KASX 1210.3R		INP 100	885	1009927
KASX 1212.3R		INP 120	1,420	1009941
KASX 1214.3R		INP 140	2,110	1009955
KASX 1508.3R	1,500	INP 80	380	1009910
KASX 1510.3R		INP 100	730	1009928
KASX 1512.3R		INP 120	1,170	1009942
KASX 1514.3R		INP 140	1,755	1009956
KASX 2008.3R	2,000	INP 80	215	1009912
KASX 2010.3R		INP 100	470	1009930
KASX 2012.3R		INP 120	850	1009944
KASX 2014.3R		INP 140	1,285	1009958

Storage trays

Galvanized

Mandatory labeling

The regulations of the trade associations demand labeling of rack installations with all the necessary load specifications

KRS Accessories

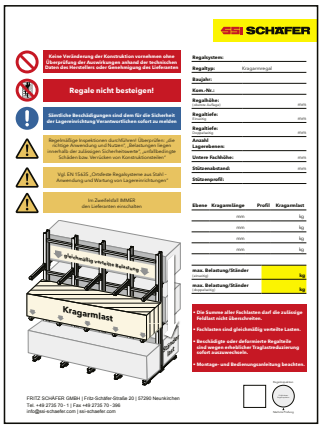

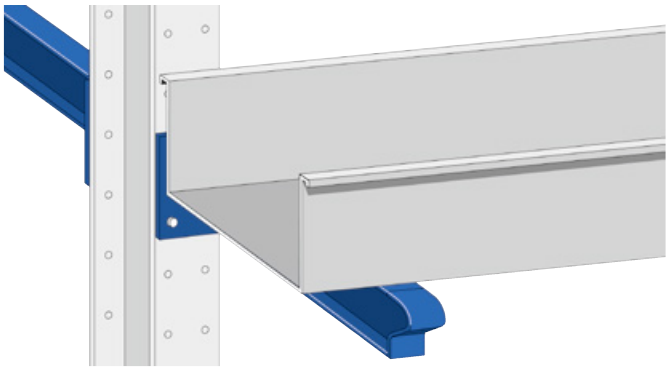

Load signs

Item	Width (mm)	Height (mm)	Type	Order no.
KRTS 7050	450	600	Aluminum, incl. fixing kit	1033948*
TS 0615	60	150	PVC adhesive film	1003252*

* The technical data necessary for the load sign would be researched on hourly base and invoiced together with load sign cost.

Floor anchor

Cantilever racks are fixed to floor by chemical anchors to ensure stability. For single-sided cantilever racking 4, for double-sided cantilever racking 6 pieces are required.

Item		Order no.
BA 12 VA	M 12 adhesive anchor	1033976

Storage trays

Sheet steel, galvanized, 250 mm high. For storing of residual pieces, plastic pipes, hoses, etc.

Item	For usable depth/ cantilever arm length (mm)	Internal width (mm)	Length (mm)	Panel thickness (mm)	Order no.
KLW 1542	400	360	1,500	2.0	1002385
KLW 2042			2,000	2.0	1002380
KLW 2043			2,000	3.0	1002386
KLW 2543			2,500	3.0	1002387
KLW 1552	500	460	1,500	2.0	1002388
KLW 1553			1,500	3.0	1002389
KLW 2053			2,000	3.0	1002390
KLW 2553			2,500	3.0	1002391
KLW 1563	600	560	1,500	3.0	1002392
KLW 2063			2,000	3.0	1002381
KLW 2563			2,500	3.0	1002393

KRS Accessories

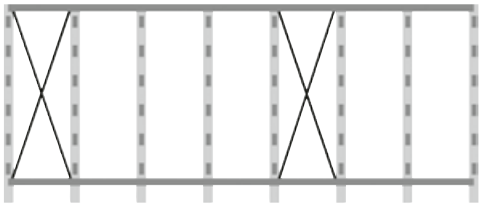

Single-piece cross braces

Steel, painted: Dust gray, RAL 7037. Cross braces are required for every fourth rack bay in order to stabilize the racks.
Includes fixing kit.

Item	Center distance (mm)	Upright height (mm)	Order no.
KVBX 25081	800	2,500	1015155
KVBX 30081		3,000	1015160
KVBX 35081		3,500	1015165
KBVX 25101	1,000	2,500	1015156
KVBX 30101		3,000	1015161
KVBX 35101		3,500	1015166
KVBX 25121	1,250	2,500	1015157
KVBX 30121		3,000	1015162
KVBX 35121		3,500	1015167
KVBX 25151	1,500	2,500	1015158
KVBX 30151		3,000	1015163
KVBX 35151		3,500	1015168

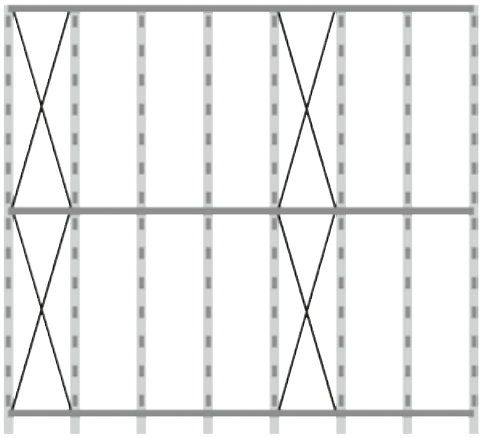

Two-piece cross braces

Steel, painted: Dust gray, RAL 7037. Cross braces are required for every fourth rack bay in order to stabilize the racks.
Includes fixing kit.

Item	Center distance (mm)	Upright height (mm)	Order no.
KVBX 40082	800	4,000	1015171
KVBX 50082		5,000	1015183
KVBX 60082		6,000	1015195
KVBX 40102	1,000	4,000	1015172
KVBX 50102		5,000	1015184
KVBX 60102		6,000	1015196
KVBX 40122	1,250	4,000	1015173
KVBX 50122		5,000	1015185
KVBX 60122		6,000	1015197
KVBX 40152	1,500	4,000	1015174
KVBX 50152		5,000	1015186
KVBX 60152		6,000	1015198

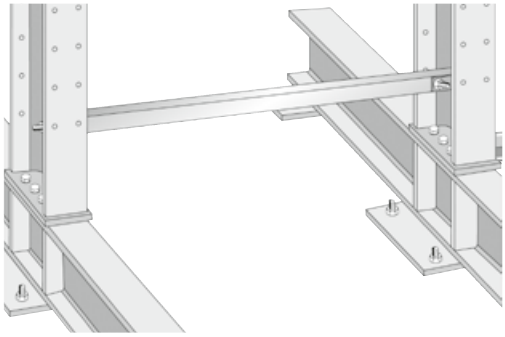

Horizontal braces

Steel, galvanized. Horizontal braces are required to connect cantilever uprights. Up to upright height 3,500 mm, 2 horizontal braces, above upright height 4,000 mm 3 horizontal braces are required.

Item	Center distance (mm)	Order no.
KLVX 08	800	1009818
KLVX 10	1,000	1009819
KLVX 12	1,250	1009820
KLVX 15	1,500	1009821

Guard

Steel, painted: Rapeseed Yellow, RAL 1021. For the foot profiles of the cantilever upright, to protect the tires of the storage-retrieval devices.
U-shaped, including floor anchors.

Item	Height (mm)	Width (mm)	Order no.
AS 180	180	150	1062723
AS 280	280	160	1062726

KRS Accessories

End stop

For cantilever arms with deflector, plug-in, painted: Dust Gray, RAL 7037.

Item	Usable height (mm)	Order no.
KEA 105	50	1003334
KEA 110	100	1003335
KEA 115	150	1003336



On-Line Shelving / Live Storage Racks

Reducing costs by optimizing processes is the objective in every area of industry. SSI SCHAEFER offers an entire range of optimized systems for providing small items in assembly areas or on the assembly line.

These systems utilize the first-in-first-out principle (FiFo) and can be equipped with shelves or roller bars, guaranteeing problem-free assembly processes.

The diversity of the SSI SCHAEFER dynamic systems ensures that the optimum dynamic storage concept can be found for every load carrier. SSI SCHAEFER systems and solutions cover applications ranging from light loads to moderate loads and also heavy loads.

The diverse range of containers made of plastic and steel from SSI SCHAEFER ensure space-saving storage and the ideal storage of the materials.

Contents

R 3000 on-line shelving page **E2**

R 7000 on-line shelving page **E6**

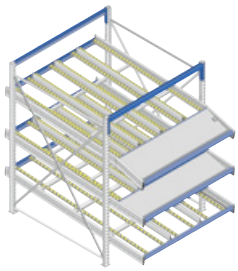

KDR live storage shelving page **E12**

Information **regarding inspection requirements** for **rack systems**

Chapter F, page F4

All specified load values apply for uniformly distributed loads.

R 3000 On-Line Shelving With Shelves

On-line shelving provides a reliable means of storage for any type of box with diverse dimensions, making them a universal solution.

The high load capacity of 1.5 t per bay, its flexibility through the combination of basic and expansion bays to create shelving rows, along with the cost-effective construction with consistently galvanized components from the R 3000 system distinguishes this on-line shelving from SSI SCHAEFER.

The lane guides made of wire bows can be inserted with a 41 mm spacing pattern to partition the shelving. Pre-assembled frames and system components that can be assembled without screws enable these shelves to be set up rapidly.

On the inclined levels, a stop beam or a stop strip secures the containers. The side rails prevent goods from falling between the frames.

Galvanized

- **Plug-in design for rapid assembly**
- **Pre-assembled upright frame**
  consisting of frames, compartment stays and foot plates
- **Upright profile**
  with 53 mm lug pitch
- **Height-adjustable shelves**
  Shelves are freely adjusted in 53 mm steps
- **Shelf height 40 mm**
- **High loading capacity**
  of up to 1,500 kg per bay
- **Floor fixing not required**
  provided that the height/depth ratio does not exceed 4 : 1
- **Inclined shelves**
  ensure gravity-forced box supply and provide a clear view while improving handling on the removal side
- **System components made of galvanized sheet steel**
- **Suitable for use in ESD areas**
  to protect high-quality electronic components
- **Bay width/system dimensions and installation situation**

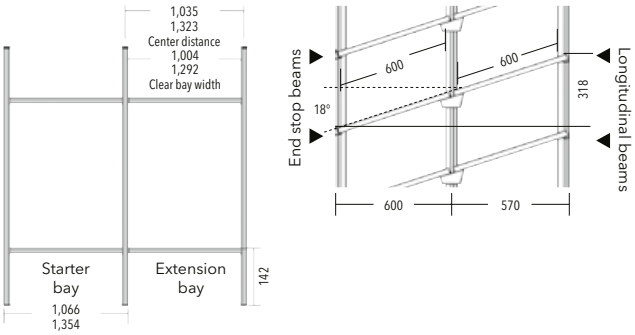


End stop beam, front

Longitudinal beam, rear

Intermediate shelf bracket

Lane guides made of wire bows

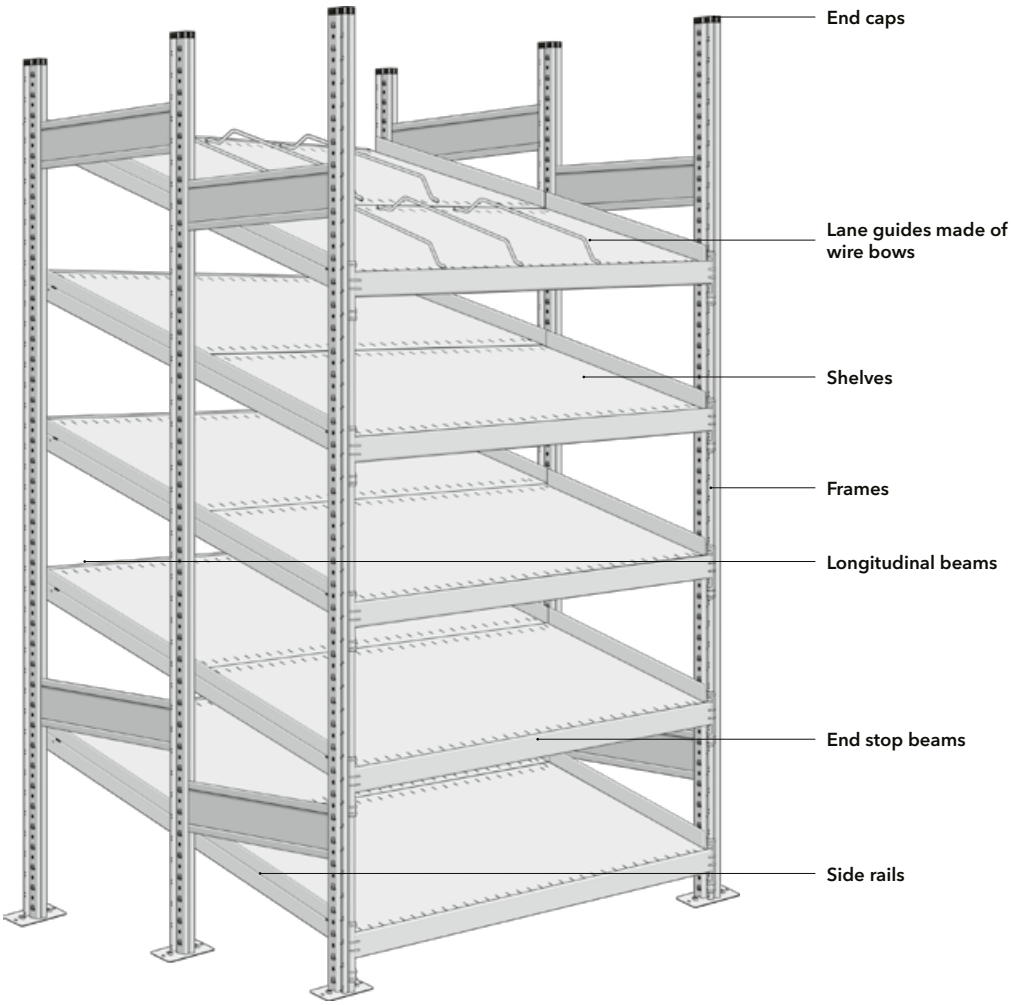

MBR 3000 Single-Row Shelving With Tilted Shelves

Offer without containers

Offer without containers

MBR 3000 complete shelving system with 3 tilted shelves (starter bays) – rack height 1,536 mm

2 pre-assembled upright frames, 3 shelves, 3 longitudinal and 3 end stop beams, 6 side rails, 4 end caps.

Item	Usable depth (mm)	Clear bay width (mm)	Max. load per shelf (kg)	Order no.
MBR-341015-GF-S-3	400	1,004	100	1042942
MBR-341315-GF-S-3		1,292	150	1042943
MBR-351015-GF-S-3	500	1,004	100	1042944
MBR-351315-GF-S-3		1,292	150	1042945
MBR-361015-GF-S-3	600	1,004	100	1042946
MBR-361315-GF-S-3		1,292	150	1042947
MBR-381015-GF-S-3	800	1,004	200	1042948
MBR-381315-GF-S-3		1,292	250	1042949

Extension bays

1 pre-assembled upright frame, 3 shelves, 3 longitudinal and 3 end stop beams, 2 end caps.

Item	Usable depth (mm)	Clear bay width (mm)	Max. load per shelf (kg)	Order no.
MBR-341015-AF-S-3	400	1,004	100	1042950
MBR-341315-AF-S-3		1,292	150	1042951
MBR-351015-AF-S-3	500	1,004	100	1042952
MBR-351315-AF-S-3		1,292	150	1042953
MBR-361015-AF-S-3	600	1,004	100	1042954
MBR-361315-AF-S-3		1,292	150	1042955
MBR-381015-AF-S-3	800	1,004	200	1042956
MBR-381315-AF-S-3		1,292	250	1042957

Additional compartment levels

1 shelf, 1 longitudinal and 1 end stop beam.

Item	Usable depth (mm)	Clear bay width (mm)	Max. load per shelf (kg)	Order no.
MBR-341004-ZF-SE	400	1,004	100	1042975
MBR-341292-ZF-SE		1,292	150	1042976
MBR-351004-ZF-SE	500	1,004	100	1042977
MBR-351292-ZF-SE		1,292	150	1042978
MBR-361004-ZF-SE	600	1,004	100	1042979
MBR-361292-ZF-SE		1,292	150	1042980
MBR-381004-ZF-SE	800	1,004	200	1042981
MBR-381292-ZF-SE		1,292	250	1042982

MBR 3000 complete shelving system with 5 tilted shelves (starter bays) – rack height 2,278 mm

2 pre-assembled upright frames, 5 shelves, 5 longitudinal and 5 end stop beams, 10 side rails, 4 end caps.

Item	Usable depth (mm)	Clear bay width (mm)	Max. load per shelf (kg)	Order no.
MBR-341022-GF-S-5	400	1,004	100	1042958
MBR-341322-GF-S-5		1,292	150	1042959
MBR-351022-GF-S-5	500	1,004	100	1042960
MBR-351322-GF-S-5		1,292	150	1042961
MBR-361022-GF-S-5	600	1,004	100	1042962
MBR-361322-GF-S-5		1,292	150	1042963
MBR-381022-GF-S-5	800	1,004	200	1042965
MBR-381322-GF-S-5		1,292	250	1042966

Extension bays

1 pre-assembled upright frame, 5 shelves, 5 longitudinal and 5 end stop beams, 2 end caps.

Item	Usable depth (mm)	Clear bay width (mm)	Max. load per shelf (kg)	Order no.
MBR-341022-AF-S-5	400	1,004	100	1042967
MBR-341322-AF-S-5		1,292	150	1042968
MBR-351022-AF-S-5	500	1,004	100	1042969
MBR-351322-AF-S-5		1,292	150	1042970
MBR-361022-AF-S-5	600	1,004	100	1042971
MBR-361322-AF-S-5		1,292	150	1042972
MBR-381022-AF-S-5	800	1,004	200	1042973
MBR-381322-AF-S-5		1,292	250	1042974

Additional compartment levels

1 shelf, 1 longitudinal and 1 end stop beam.

Item	Usable depth (mm)	Clear bay width (mm)	Max. load per shelf (kg)	Order no.
MBR-341004-ZF-SE	400	1,004	100	1042975
MBR-341292-ZF-SE		1,292	150	1042976
MBR-351004-ZF-SE	500	1,004	100	1042977
MBR-351292-ZF-SE		1,292	150	1042978
MBR-361004-ZF-SE	600	1,004	100	1042979
MBR-361292-ZF-SE		1,292	150	1042980
MBR-381004-ZF-SE	800	1,004	200	1042981
MBR-381292-ZF-SE		1,292	250	1042982

MBR 3000 Double-Row Shelving With Tilted Shelf Levels

Offer without containers

Offer without containers

MBR 3000 complete shelving system with 3 tilted shelves (starter bays) – rack height 1,536 mm

2 pre-assembled upright frames, 6 shelves, 3 longitudinal and 3 end stop beams, 6 intermediate shelf brackets, 12 side rails, 6 end caps.

Item	Usable depth (mm)	Clear bay width (mm)	Max. load per shelf (kg)	Order no.
MBR-351015-GF-DS-3	1,000	1,004	100	1055414
MBR-351315-GF-DS-3		1,292	150	1054781
MBR-361015-GF-DS-3	1,200	1,004	100	2002114
MBR-361315-GF-DS-3		1,292	150	1055044

MBR 3000 complete shelving system with 5 tilted shelves (starter bays) – rack height 2,278 mm

2 pre-assembled upright frames, 10 shelves, 5 longitudinal and 5 end stop beams, 10 intermediate shelf brackets, 20 side rails, 6 end caps.

Item	Usable depth (mm)	Clear bay width (mm)	Max. load per shelf (kg)	Order no.
MBR-351022-GF-DS-5	1,000	1,004	100	1055415
MBR-351322-GF-DS-5		1,292	150	1055043
MBR-361022-GF-DS-5	1,200	1,004	100	1055045
MBR-361322-GF-DS-5		1,292	150	1054327

Extension bays

1 pre-assembled upright frame, 6 shelves, 3 longitudinal and 3 end stop beams, 6 intermediate shelf brackets, 2 end caps.

Item	Usable depth (mm)	Clear bay width (mm)	Max. load per shelf (kg)	Order no.
MBR-351015-AF-DS-3	1,000	1,004	100	2002097
MBR-351315-AF-DS-3		1,292	150	1065149
MBR-361015-AF-DS-3	1,200	1,004	100	1042984
MBR-361315-AF-DS-3		1,292	150	1054855

Extension bays

1 pre-assembled upright frame, 10 shelves, 5 longitudinal and 5 end stop beams, 10 intermediate shelf brackets, 2 end caps.

Item	Usable depth (mm)	Clear bay width (mm)	Max. load per shelf (kg)	Order no.
MBR-351022-AF-DS-5	1,000	1,004	100	1055495
MBR-351322-AF-DS-5		1,292	150	1055416
MBR-361022-AF-DS-5	1,200	1,004	100	1055046
MBR-361322-AF-DS-5		1,292	150	1055047

Additional compartment levels

2 shelves, 1 longitudinal and 1 end stop beam, 2 intermediate shelf brackets.

Item	Usable depth (mm)	Clear bay width (mm)	Max. load per shelf (kg)	Order no.
MBR-351004-ZF-SD	1,000	1,004	100	1042988
MBR-351292-ZF-SD		1,292	150	1042989
MBR-361004-ZF-SD	1,200	1,004	100	1042990
MBR-361292-ZF-SD		1,292	150	1042991

Additional compartment levels

2 shelves, 1 longitudinal and 1 end stop beam, 2 intermediate shelf brackets.

Item	Usable depth (mm)	Clear bay width (mm)	Max. load per shelf (kg)	Order no.
MBR-351004-ZF-SD	1,000	1,004	100	1042988
MBR-351292-ZF-SD		1,292	150	1042989
MBR-361004-ZF-SD	1,200	1,004	100	1042990
MBR-361292-ZF-SD		1,292	150	1042991

Individual Components

Additional information about the R 3000 on-line shelving

on request

Individual components and accessories for the "MBR" on-line shelving

Item	Usable depth (mm)	Height/Length (mm)	Load (max. kg/bay)	Order no.
Basic shelving frame				
RR34315-V-M	400	1,536	1,500	1057351
RR35315-V-M	500	1,536	1,500	1056564
RR36315-V-M	600	1,536	1,500	1057352
RR38315-V-M	800	1,536	1,500	1057353
Shelving extension frame – double-row				
RRA35315-V-M-Z	470	1,536	1,500*	1057726
RRA36315-V-M-Z	570	1,536	1,500*	1057727
Basic shelving frame				
RR34322-V-M	400	2,278	1,500	1057407
RR35322-V-M	500	2,278	1,500	1057409
RR36322-V-M	600	2,278	1,500	1057410
RR38322-V-M	800	2,278	2,500	1057411
Shelving extension frame – double-row				
RRA35322-V-M-Z	470	2,278	1,500*	1057729
RRA36322-V-M-Z	570	2,278	1,500*	1057730
Shelves				
ZB 341010 V	400	40/ 994	100	1056019
ZB 351010 V	500	40/ 994	100	1056020
ZB 361010 V	600	40/ 994	100	1057123
ZB 381020 V	800	40/ 994	200	1056021
ZB 341315 V	400	40/1,282	150	1056998
ZB 351315 V	500	40/1,282	150	1056022
ZB 361315 V	600	40/1,282	150	1056999
ZB 381325 V	800	40/1,282	250	1057155
Accessories				
ZBK 3000 R	Intermediate shelf bracket, right			1042928
ZBK 3000 L	Intermediate shelf bracket, left			1042929
AK 3000	End cap			1041887
UP3001-V	Packing plate, thickness 1 mm			1057106

* The load specifications apply per double-row shelving bay
= Basic shelving frame and extension frame

Item	Usable depth (mm)	Height/Length (mm)	Load (max. kg/bay)	Order no.
Longitudinal beams				
LTR 31004	–	1,004	250	1042701
LTR 31292	–	1,292	250	1042664
End stop beams				
ATR 31004	–	1,004	250	1042663
ATR 31292	–	1,292	250	1042700
End stop rails				
ASL 3100	–	994	–	1042934
ASL 3130	–	1,282	–	1042935
Side rails				
SF 3404 V	400	40	–	1042936
SF 3504 V	500	40	–	1042937
SF 3604 V	600	40	–	1042938
SF 3804 V	800	40	–	1042939
Lane guides made of wire bows				
DFZB 3403 V	400	30	–	1042931
DFZB 3503 V	500	30	–	1042932
DFZB 3603 V	600	30	–	1042933
DFZB 3803 V	800	30	–	1055547
Accessories				
HUS3-H6x60	Floor fixing set – Screw anchor			1036114
SRTS	Load sign**			1042070

** As per DG-UV-Regel 108-007 where required

R 7000 On-Line Shelving With Shelves

On-line shelving provides a reliable means of storage for any type of containers with diverse dimensions, making them a universal solution.

The high load capacity of max. 2.5 tonnes per bay, flexibility due to the combination of basic and extension bays to create shelving rows, the variability of the shelving depths through the single-row and double-row configurations, along with the cost-effective design, distinguish this popular and proven shelving system from SSI SCHAEFER.

Free-standing dividers can be inserted with a 41 mm spacing pattern to partition the shelving.

Pre-assembled frames and system components that can be assembled without screws enable the shelving to be set up rapidly.

On inclined levels, an end stop beam secures the containers. The side rails prevent goods from falling between the rack frames.

Light Silver Beams

Galvanized Frame, Shelves, Side rails, Brackets, Adapter

- **Easy and rapid installation**
- **Stable and sturdy**
- **Slotted and pre-assembled upright frame**
- **Rack rows of any desired length**
- **Starter and extension bay construction**
- **High loading capacity** of up to 2,500 kg per bay
- **Inclined shelf levels** gravity-forced sliding to the removal side with improved handling
- **Can be combined with each other** for optimal adjustment to the work processes
- **Height-adjustable shelves** shelves with a 53 mm hole pattern
- **Shelf height 30 mm**
- **Single part staging** directly at the assembly work station
- **Suitable for under-carriages**
- **First-in-First-out principle (FiFo)**
- **Reduces costs**

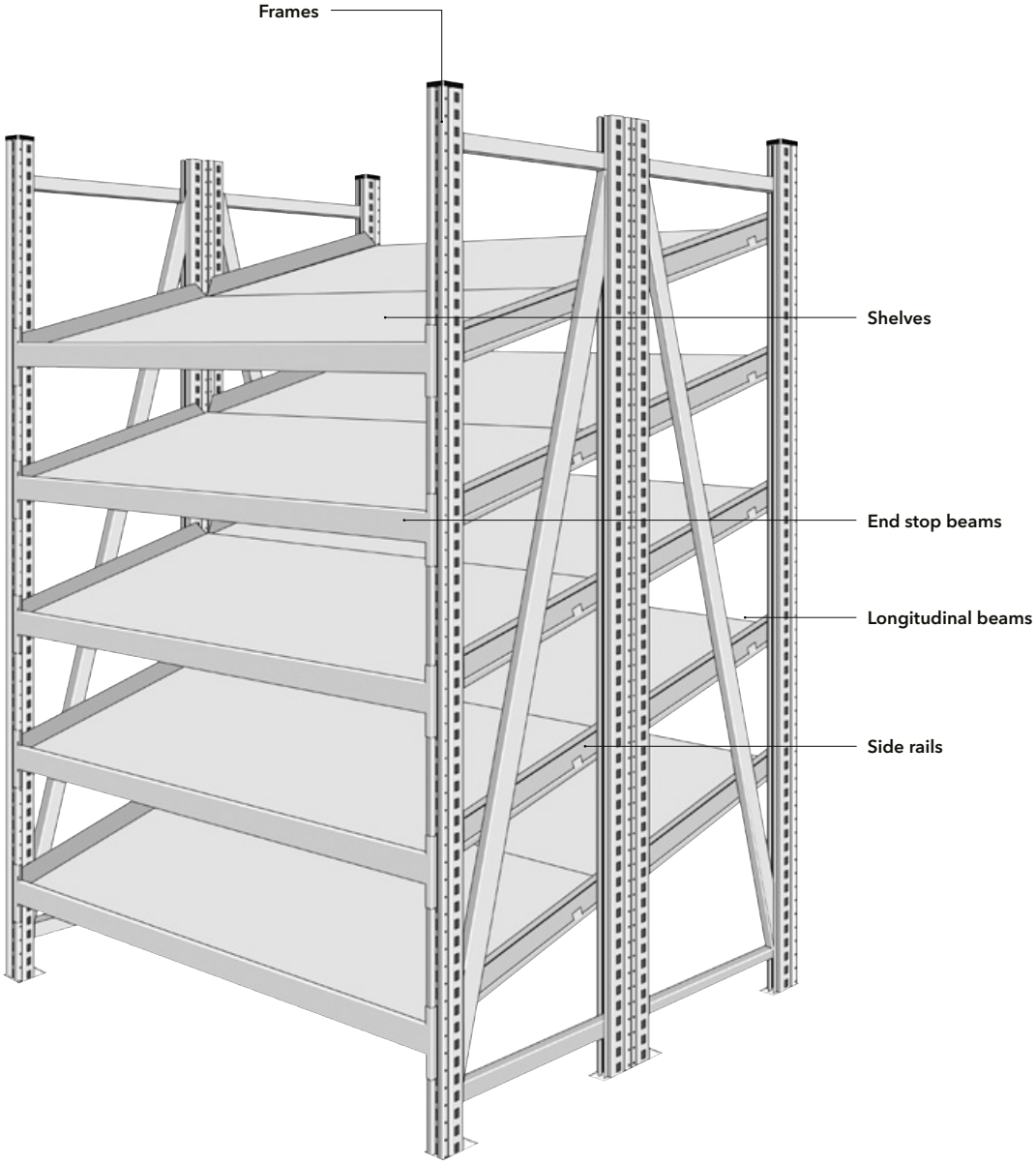

"G" Single-Row Shelving

Example with 5 levels
Offer without containers

"G" complete shelving system with 3 flat shelf levels (starter bays) 1,534 mm high

2 pre-assembled upright frames, 6 longitudinal beams, 3 shelves, 6 side rails, 1 load sign.

Item	Usable depth (mm)	Clear bay width (mm)	Max. load per shelf (kg)	Order no.
MBR-740995-GF-G-3	400	995	100	1052432
MBR-741283-GF-G-3		1,283	150	1052436
MBR-750995-GF-G-3	500	995	100	1052433
MBR-751283-GF-G-3		1,283	150	1052437
MBR-760995-GF-G-3	600	995	100	1052434
MBR-761283-GF-G-3		1,283	150	1052438
MBR-780995-GF-G-3	800	995	200	1052435
MBR-781283-GF-G-3		1,283	250	1052439

"G" complete shelving system with 5 flat shelf levels (starter bays) 2,170 mm high

2 pre-assembled upright frames, 10 longitudinal beams, 5 shelves, 10 side rails, 1 load sign.

Item	Usable depth (mm)	Clear bay width (mm)	Max. load per shelf (kg)	Order no.
MBR-740995-GF-G-5	400	995	100	1052440
MBR-741283-GF-G-5		1,283	150	1052444
MBR-750995-GF-G-5	500	995	100	1052441
MBR-751283-GF-G-5		1,283	150	1052445
MBR-760995-GF-G-5	600	995	100	1052442
MBR-761283-GF-G-5		1,283	150	1052446
MBR-780995-GF-G-5	800	995	200	1052443
MBR-781283-GF-G-5		1,283	250	1052447

Extension bays

1 pre-assembled upright frame, 6 longitudinal beams, 3 shelves.

Item	Usable depth (mm)	Clear bay width (mm)	Max. load per shelf (kg)	Order no.
MBR-740995-AF-G-3	400	995	100	1052496
MBR-741283-AF-G-3		1,283	150	1052499
MBR-750995-AF-G-3	500	995	100	2002103
MBR-751283-AF-G-3		1,283	150	2002104
MBR-760995-AF-G-3	600	995	100	1052497
MBR-761283-AF-G-3		1,283	150	1052500
MBR-780995-AF-G-3	800	995	200	1052498
MBR-781283-AF-G-3		1,283	250	1052501

Extension bays

1 pre-assembled upright frame, 10 longitudinal beams, 5 shelves.

Item	Usable depth (mm)	Clear bay width (mm)	Max. load per shelf (kg)	Order no.
MBR-740995-AF-G-5	400	995	100	1052502
MBR-741283-AF-G-5		1,283	150	1052506
MBR-750995-AF-G-5	500	995	100	1052503
MBR-751283-AF-G-5		1,283	150	2002105
MBR-760995-AF-G-5	600	995	100	1052504
MBR-761283-AF-G-5		1,283	150	1052507
MBR-780995-AF-G-5	800	995	200	1052505
MBR-781283-AF-G-5		1,283	250	1052508

Additional compartment levels

2 longitudinal beams, 1 shelf.

Item	Usable depth (mm)	Clear bay width (mm)	Max. load per shelf (kg)	Order no.
MBR-740995-ZF-G	400	995	100	1052525
MBR-741283-ZF-G		1,283	150	1052529
MBR-750995-ZF-G	500	995	100	1052526
MBR-751283-ZF-G		1,283	150	1052530
MBR-760995-ZF-G	600	995	100	1052527
MBR-761283-ZF-G		1,283	150	1052531
MBR-780995-ZF-G	800	995	200	1052528
MBR-781283-ZF-G		1,283	250	1052532

Additional compartment levels

2 longitudinal beams, 1 shelf.

Item	Usable depth (mm)	Clear bay width (mm)	Max. load per shelf (kg)	Order no.
MBR-740995-ZF-G	400	995	100	1052525
MBR-741283-ZF-G		1,283	150	1052529
MBR-750995-ZF-G	500	995	100	1052526
MBR-751283-ZF-G		1,283	150	1052530
MBR-760995-ZF-G	600	995	100	1052527
MBR-761283-ZF-G		1,283	150	1052531
MBR-780995-ZF-G	800	995	200	1052528
MBR-781283-ZF-G		1,283	250	1052532

"S" Single-Row Shelving

Example with 5 levels
Offer without containers

"S" complete shelving system with 3 tilted shelf levels (starter bays) 1,534 mm high

2 pre-assembled upright frames, 3 longitudinal and 3 end stop beams, 3 shelves, 6 side rails, 1 load sign.

Item	Usable depth (mm)	Clear bay width (mm)	Max. load per shelf (kg)	Order no.
MBR-740995-GF-S-3	400	995	100	1052448
MBR-741283-GF-S-3		1,283	150	1052452
MBR-750995-GF-S-3	500	995	100	1052449
MBR-751283-GF-S-3		1,283	150	1052453
MBR-760995-GF-S-3	600	995	100	1052450
MBR-761283-GF-S-3		1,283	150	1052454
MBR-780995-GF-S-3	800	995	200	1052451
MBR-781283-GF-S-3		1,283	250	1052455

Extension bays

1 pre-assembled upright frame, 3 longitudinal and 3 end stop beams, 3 shelves.

Item	Usable depth (mm)	Clear bay width (mm)	Max. load per shelf (kg)	Order no.
MBR-740995-AF-S-3	400	995	100	2002106
MBR-741283-AF-S-3		1,283	150	2002110
MBR-750995-AF-S-3	500	995	100	2002107
MBR-751283-AF-S-3		1,283	150	2002111
MBR-760995-AF-S-3	600	995	100	2002108
MBR-761283-AF-S-3		1,283	150	1052509
MBR-780995-AF-S-3	800	995	200	2002109
MBR-781283-AF-S-3		1,283	250	1052510

Additional compartment levels

1 longitudinal and 1 end stop beam, 1 shelf.

Item	Usable depth (mm)	Clear bay width (mm)	Max. load per shelf (kg)	Order no.
MBR-740995-ZF-S	400	995	100	1052533
MBR-741283-ZF-S		1,283	150	1052537
MBR-750995-ZF-S	500	995	100	1052534
MBR-751283-ZF-S		1,283	150	1052538
MBR-760995-ZF-S	600	995	100	1052535
MBR-761283-ZF-S		1,283	150	1052539
MBR-780995-ZF-S	800	995	200	1052536
MBR-781283-ZF-S		1,283	250	1052540

"S" complete shelving system with 5 tilted shelf levels (starter bays) 2,170 mm high

2 pre-assembled upright frames, 5 longitudinal and 5 end stop beams, 5 shelves, 10 side rails, 1 load sign.

Item	Usable depth (mm)	Clear bay width (mm)	Max. load per shelf (kg)	Order no.
MBR-740995-GF-S-5	400	995	100	1052456
MBR-741283-GF-S-5		1,283	150	1052492
MBR-750995-GF-S-5	500	995	100	1052457
MBR-751283-GF-S-5		1,283	150	1052493
MBR-760995-GF-S-5	600	995	100	1052490
MBR-761283-GF-S-5		1,283	150	1052494
MBR-780995-GF-S-5	800	995	200	1052491
MBR-781283-GF-S-5		1,283	250	1052495

Extension bays

1 pre-assembled upright frame, 5 longitudinal and 5 end stop beams, 5 shelves.

Item	Usable depth (mm)	Clear bay width (mm)	Max. load per shelf (kg)	Order no.
MBR-740995-AF-S-5	400	995	100	1052511
MBR-741283-AF-S-5		1,283	150	1052515
MBR-750995-AF-S-5	500	995	100	1052512
MBR-751283-AF-S-5		1,283	150	1052516
MBR-760995-AF-S-5	600	995	100	1052513
MBR-761283-AF-S-5		1,283	150	1052517
MBR-780995-AF-S-5	800	995	200	1052514
MBR-781283-AF-S-5		1,283	250	1052518

Additional compartment levels

1 longitudinal and 1 end stop beam, 1 shelf.

Item	Usable depth (mm)	Clear bay width (mm)	Max. load per shelf (kg)	Order no.
MBR-740995-ZF-S	400	995	100	1052533
MBR-741283-ZF-S		1,283	150	1052537
MBR-750995-ZF-S	500	995	100	1052534
MBR-751283-ZF-S		1,283	150	1052538
MBR-760995-ZF-S	600	995	100	1052535
MBR-761283-ZF-S		1,283	150	1052539
MBR-780995-ZF-S	800	995	200	1052536
MBR-781283-ZF-S		1,283	250	1052540

- **High loading capacity**
  of up to 2,500 kg per bay
- **Height-adjustable**
  shelves with a 53 mm hole pattern
- **Single part provision**
  directly at the assembly work station
- **First-in-First-out principle**

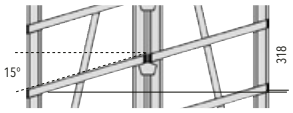

Maximum incline of the shelves in "DS" on-line shelving

"DS" Double-Row Shelving

Example with 5 levels
Offer without containers

"DS" complete shelving system with 3 tilted shelf levels (starter bays) 1,534 mm high

4 pre-assembled upright frames, 3 longitudinal and 3 end stop beams, 6 shelf brackets, 6 bracket adapters, 6 shelves, 12 side rails, 1 load sign.

Item	Usable depth (mm)	Clear bay width (mm)	Max. load per shelf (kg)	Order no.
MBR-750995-GF-DS-3	1,000	995	100	1053908
MBR-751283-GF-DS-3		1,283	150	1054387
MBR-760995-GF-DS-3	1,200	995	100	1054430
MBR-761283-GF-DS-3		1,283	150	1042198

"DS" complete shelving system with 5 tilted shelf levels (starter bays) 2,170 mm high

4 pre-assembled upright frames, upright 5 longitudinal and 5 end stop beams, 10 shelf brackets, 10 bracket adapters, 10 shelves, 20 side rails, 1 load sign.

Item	Usable depth (mm)	Clear bay width (mm)	Max. load per shelf (kg)	Order no.
MBR-750995-GF-DS-5	1,000	995	100	1055523
MBR-751283-GF-DS-5		1,283	150	1054431
MBR-760995-GF-DS-5	1,200	995	100	1053909
MBR-761283-GF-DS-5		1,283	150	1054388

Extension bays

2 pre-assembled upright frames, 3 longitudinal and 3 end stop beams, 6 shelf brackets, 6 bracket adapters, 6 shelves.

Item	Usable depth (mm)	Clear bay width (mm)	Max. load per shelf (kg)	Order no.
MBR-750995-AF-DS-3	1,000	995	100	2002112
MBR-751283-AF-DS-3		1,283	150	2002113
MBR-760995-AF-DS-3	1,200	995	100	1052519
MBR-761283-AF-DS-3		1,283	150	1052520

Extension bays

2 pre-assembled upright frames, 5 longitudinal and 5 end stop beams, 10 shelf brackets, 10 bracket adapters, 10 shelves.

Item	Usable depth (mm)	Clear bay width (mm)	Max. load per shelf (kg)	Order no.
MBR-750995-AF-DS-5	1,000	995	100	1052521
MBR-751283-AF-DS-5		1,283	150	1052523
MBR-760995-AF-DS-5	1,200	995	100	1052522
MBR-761283-AF-DS-5		1,283	150	1052524

Additional compartment levels

1 longitudinal and 1 end stop beam, 2 shelf brackets, 2 bracket adapters, 2 shelves.

Item	Usable depth (mm)	Clear bay width (mm)	Max. load per shelf (kg)	Order no.
MBR-750995-ZF-DS	1,000	995	100	1052541
MBR-751283-ZF-DS		1,283	150	1052543
MBR-760995-ZF-DS	1,200	995	100	1052542
MBR-761283-ZF-DS		1,283	150	1052544

Additional compartment levels

1 longitudinal and 1 end stop beam, 2 shelf brackets, 2 bracket adapters, 2 shelves.

Item	Usable depth (mm)	Clear bay width (mm)	Max. load per shelf (kg)	Order no.
MBR-750995-ZF-DS	1,000	995	100	1052541
MBR-751283-ZF-DS		1,283	150	1052543
MBR-760995-ZF-DS	1,200	995	100	1052542
MBR-761283-ZF-DS		1,283	150	1052544

Note: Due to technical reasons, the front and rear levels of double-row designs may have slightly different angles.

Individual Components

Individual components for the "G, S, DS" on-line shelving

Item	Usable depth (mm)	Height/Length (mm)	Load (max. kg)	Order no.
Frames				
RRL 7401 V	400	1,534	2,500	1042073
RRL 7501 V	500	1,534	2,500	1042075
RRL 7601 V	600	1,534	2,500	1042077
RRL 7801 V	800	1,534	2,500	1042079
RRL 7402 V	400	2,170	2,500	1042092
RRL 7502 V	500	2,170	2,500	1042386
RRL 7602 V	600	2,170	2,500	1042072
RRL 7802 V	800	2,170	2,500	1042061
Longitudinal beams				
LTR 7099	400 – 800	995	250	1042081
LTR 7128	400 – 800	1,283	250	1042082
End stop beams				
ATR 74099	400	995	250	1042095
ATR 7099	500 – 800	995	250	1042076
ATR 74128	400	1,283	250	1042096
ATR 7128	500 – 800	1,283	250	1042078
Shelves				
ZB 4413 V	400	30/ 995	100	1041996
ZB 4513 V	500	30/1,283	150	1041997
ZB 4613 V	600	30/ 995	100	1041998
ZB 4823 V	800	30/1,283	150	1057398
ZB 9415 V	400	30/ 995	100	1057620
ZB 9515 V	500	30/1,283	150	1056251
ZB 9615 V	600	30/ 995	200	1041999
ZB 9825 V	800	30/1,283	250	1056252
Side rails				
SF 3404	400	40	–	1042936
SF 3504	500	40	–	1042937
SF 3604	600	40	–	1042938
SF 3804	800	40	–	1042939
Accessories				
ZBK 7000	Shelf bracket for DS design			1042084
KA 7000	Bracket adapter for DS design			1042085
ZBT 7000	Shelf support* (4 pcs. per shelf)			1042064
AK 7000	Cover caps for rack frames			1041988
SRTS	Load sign**			1042070

* Only usable for level shelves in combination with at least 3 reinforcing beam levels
** As per DG-UV-Regel 108-007 where required

Undercarriage for R 7000 glide real on-line shelving

Sheet steel, painted light silver. For easily relocating basic shelving units. Consisting of 2 beams, 1 cross brace and 4 swivel castors, 2 with lock. Load capacity per undercarriage 500 kg.

Item	Bay width (mm)	Frame depth (mm)	Order no.
TFW 70610	995	600	1004476
TFW 70810		800	1004477
TFW 71010		1,000	1004478
TFW 71210		1,200	1064623
TFW 70613	1,283	600	1004479
TFW 70813		800	1004480
TFW 71013		1,000	1004481
TFW 71213		1,200	1004482

Undercarriage for modular shelvings

Enables easy relocation of basic shelving units when unloaded.

Consisting of 4 swivel castors, 2 with locks. Bolted assembly with adapter plate directly underneath the supports. One beam and 4 frame connectors are delivered for the required reinforcement. In addition, 2 sliding bars made of plastic are included in the delivery.

Safety note:
Shelving units may only be moved when unloaded.

Item	Bay width (mm)	Height (mm)	Load max. (kg)	Order no.
FW 70995	995	155	500	1042588
FW 71283	1,283	155	500	1042589

KDR – the Live Storage Shelving System With Diverse Options

Stable and sturdy frames connected to reinforcing beams create a "rack scaffold" for fitting complete live storage shelving units. The height and angle of the flow beds can be quickly adjusted without screws using adjusting hooks in steps of 6.25 mm (post type P63/P65) or 12.5 mm (post type P73/P93) and also horizontally in 25 mm steps.

The staircase design of the flow beds with outfeed panels or enabled geometry can fulfill all ergonomic requirements.

Transverse transport conveyors can be connected cost-effectively using underlays placed on the supports.

Robust roller tracks in various designs guarantee problem-free movement of the containers from the supply to the removal side. The use of various separating strip systems enables the configuration of guides (channels) for the specific load carrier types.

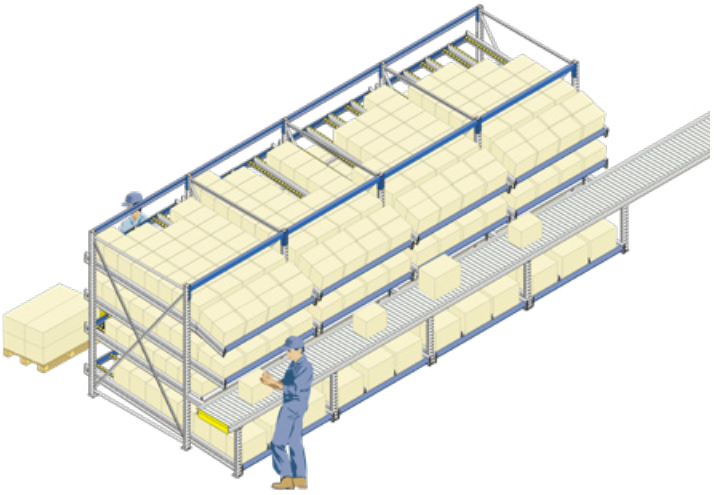

KDR System Design – Stationary

Beams
Gentian Blue RAL 5010

Frame
Glide rails
Brackets
Adapter
Galvanized

- **High load capacity**
  and high rigidity due to sturdy support, 60, 75 and 90 mm thick
- **System hole pattern**
  in the upright profiles with adjustment spacing 50 : 50 mm
- **The best height and gradient adjustment**
  of the flow bed to the storage goods due to the small hole pattern, e.g. 6.25 mm
- **Plug-in anti-lifting device**
- **Flexible and modular bold-free system**
  due to adjustable rolls and partitions for configuring channels with a spacing of 5 mm per roll
- **Roller tracks for smooth conveying**
  optionally with a load capacity of 5 kg and 12 kg
- **Can be combined**
  with other SSI SCHAEFER rack systems
- **Easy connection**
  to all conveyor systems
- **Vast range of accessories**

Starter and extension bay construction

The stationary design is available with either the starter or extension bay construction

Anchoring the uprights to the floor prevents the bays from slipping and provides additional stability.

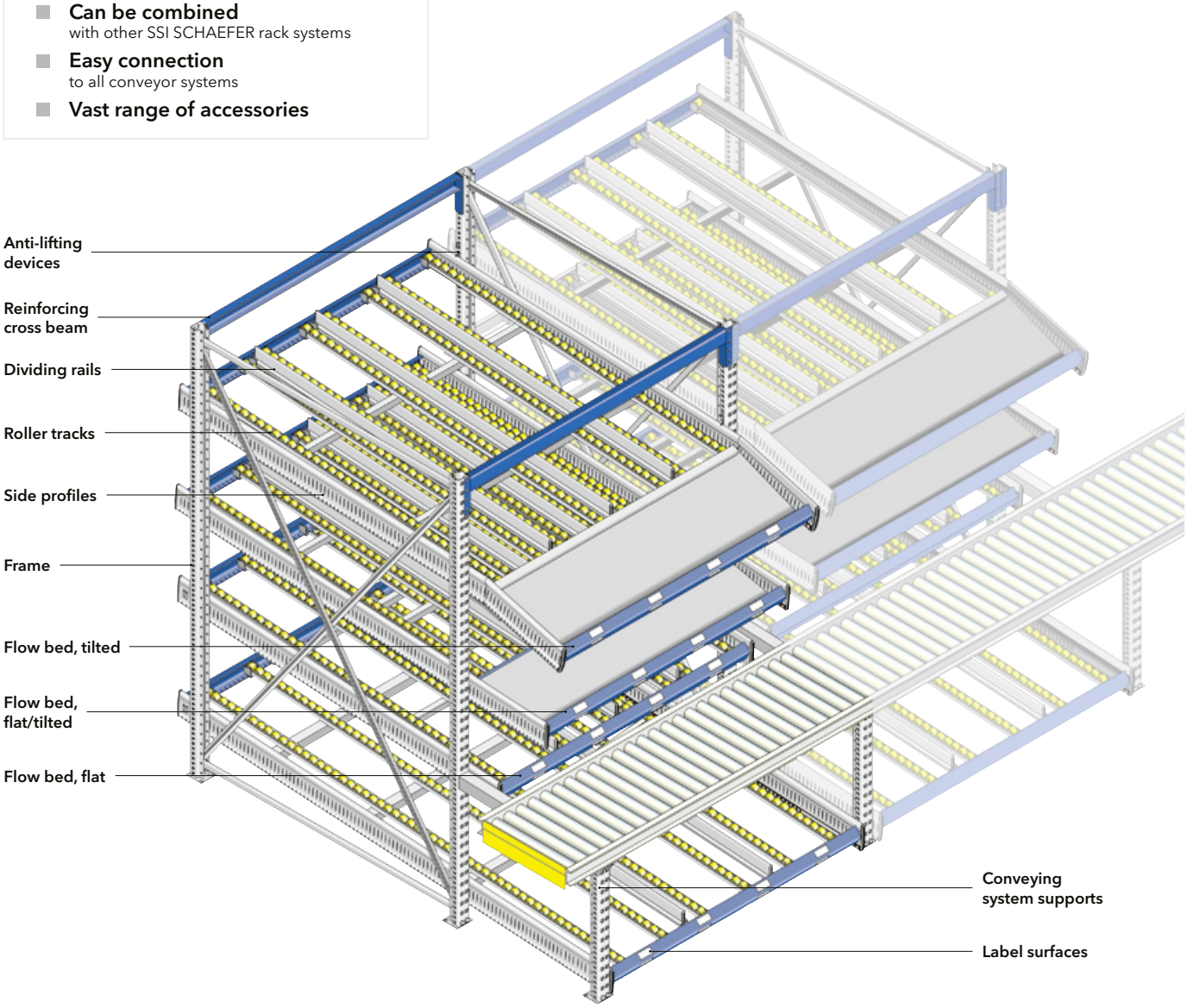


Flow bed, flat


Flow bed, flat/tilted

Flow bed, tilted


Roller track

Dividing rail

KDR/KLT Live Storage – the System for KLT Containers

Further information about the KDR system

on request



KDR/KLT – With Undercarriage

Gentian Blue RAL 5010
Beams
Lateral connectors (front and rear)

Galvanized
Frame
Outfeed panel
Side profiles

- **High load capacity** and high rigidity due to sturdy support, 60, 75 and 90 mm thick
- **System hole pattern** in the upright profiles with adjustment spacing 50 : 50 mm
- **The best height and gradient adjustment** of the flow bed to the storage goods due to the small hole pattern, e.g. 6.25 mm
- **Plug-in anti-lifting device**
- **Flexible and modular bolt-free system** due to adjustable rolls and partitions for configuring channels with a spacing of 5 mm
- **Roller tracks for smooth conveying** optionally with a load capacity of 5 kg and 12 kg
- **Can be combined** with other SSI SCHAEFER rack systems
- **Easy connection** to all conveyor systems
- **Vast range of accessories**

Starter bay construction

The movable units are constructed using starter bays.

For containers with a "honeycomb base" (C-KLTs with grooves) and containers with a large stacking rim, there is a KLT model for the special requirements.

Lateral connectors, front


Lateral connectors, tilted


Lateral connectors, internal

Lateral connectors, rear KLT


Retractable dividing rail with docking clip

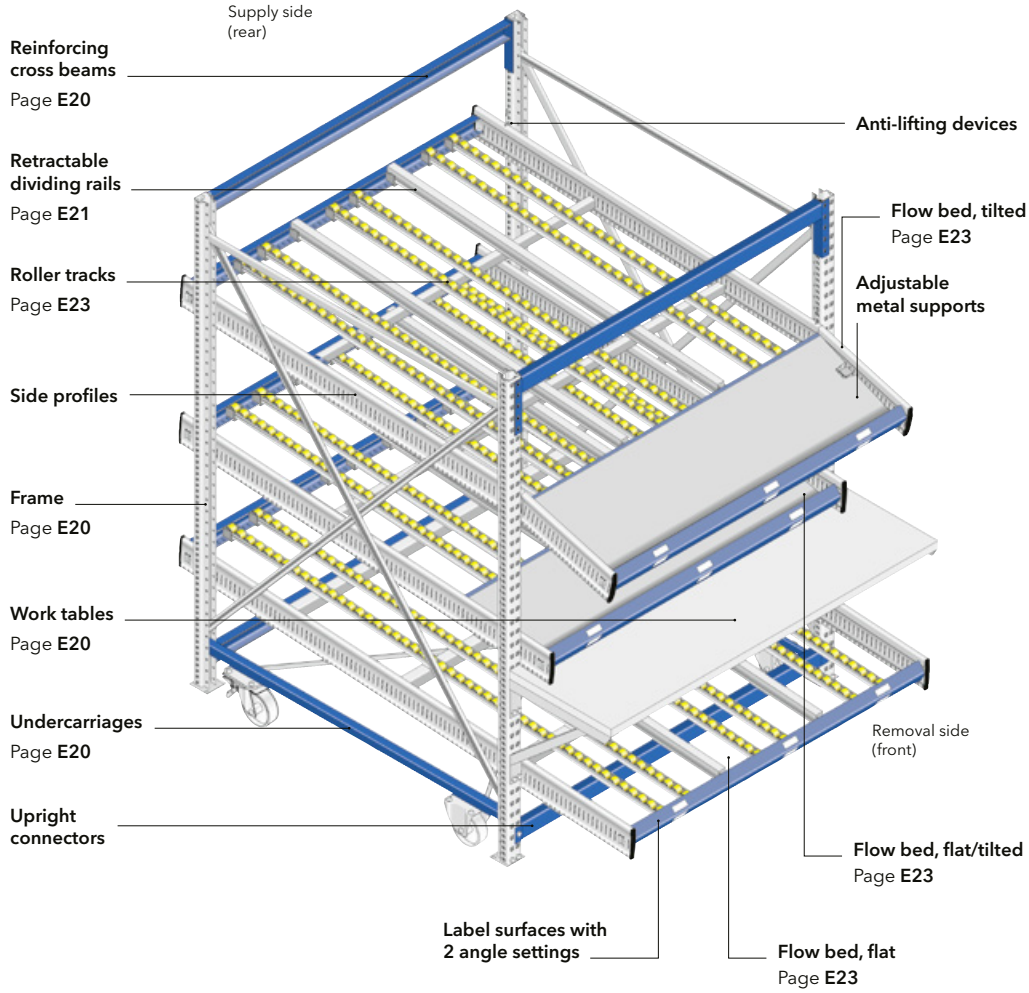

Flow bed, flat

Flow bed, flat/tilted


Flow bed, tilted

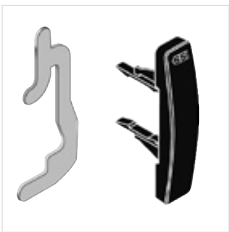
Anti-lifting device
Cover caps

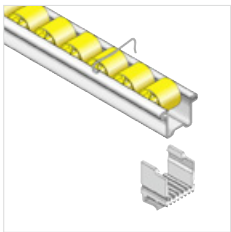
Roller track with brake clip and brake strap

KDR/KLT Live Storage Shelving – Conductive Design (ESD) for Protecting High-Quality Electronic Components

Protection against electrostatic discharge

Protection against electrostatic discharge creates special requirements for shelving equipment. According to EN 61 340-5-1:2001 it is essential that all of the individual measures for handling these sensitive components are effectively coordinated with each other.

In particular, this applies to the packaging of the electronic components, the transport containers, the shelving equipment, the conduct of flooring or the Echo potential bonding and, not least, the protective clothing worn by the employees working in ESD areas.

Further information about the KDR system in conductive design (ESD)

on request



Fixed castor, conductive

Dividing rails and conductive roller tracks



Swivel castor with stopper

KDR/KLT System Design for ESD Version – With Undercarriage

Beams

Gentian Blue RAL 5010

Galvanized

Frame
Lateral connector
Undercarriage beams
Outfeed panels

- **High load capacity** and high rigidity due to sturdy uprights, 60, 75 and 90 mm thick
- **System hole pattern** in the upright profiles with adjustment spacing 50 : 50 mm
- **The best height and gradient adjustment** of the flow bed to the storage goods due to the small hole pattern, e.g. 6.25 mm
- **Plug-in anti-lifting device**
- **Flexible and modular bolt-free system** due to adjustable rolls and partitions for configuring channels with a spacing of 5 mm
- **Roller tracks for smooth conveying** with a load capacity of 12 kg
- **Highly conductive rollers** black, with steel axles
- **Can be combined** with other SSI SCHAEFER rack systems
- **Easy connection** to all conveyor systems
- **Vast range of accessories**
- **Quality tested and certified** by TÜV Rheinland

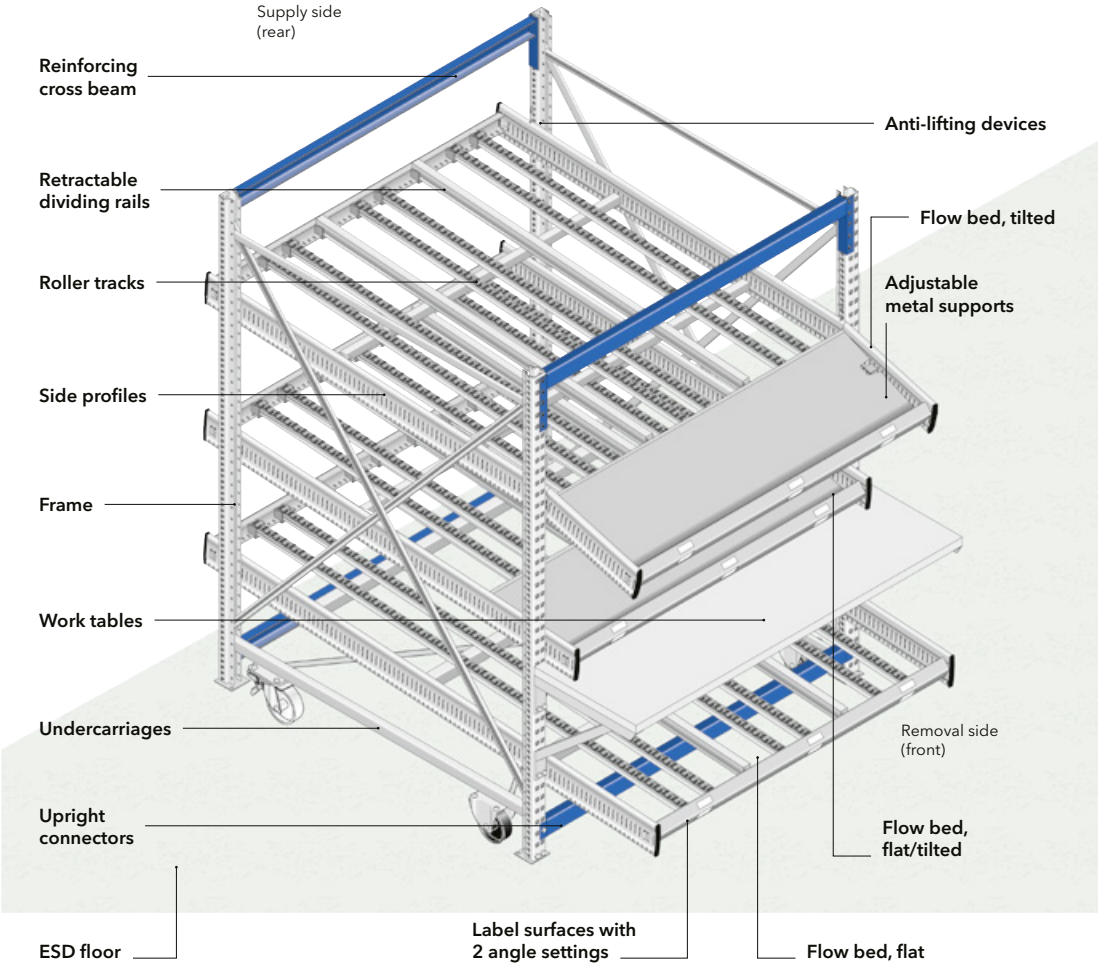

Lateral connectors, front


Lateral connectors, tilted


Lateral connectors, internal

Lateral connectors, rear KLT


Retractable dividing rail with docking clip


Docking clip, conductive


Roller track, conductive

Fixed castor, conductive

Undercarriage, conductive

Roller track with brake clip and brake strap

Gentian Blue RAL 5010
Beams
Lateral connectors (front and rear)

Galvanized
Frame
Side profiles
Lateral connectors (internal)
Roller and partition strips

- **Stable**
  sturdy upright frame, 3 reinforcing cross beams per bay, floor fixing
- **Rollers**
  with plastic axles,
  load capacity 5 kg per individual roller

KDR Live Storage Shelving With European Dimensions – Complete Shelving Units for Container Sizes 300 x 400 mm / 200 x 300 mm

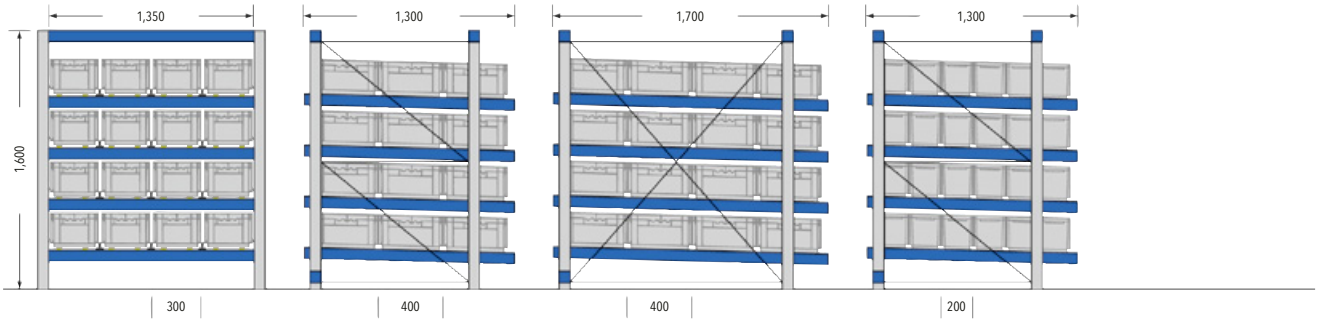

KDR complete shelving system – starter bays

Consisting of 2 frames and 3 reinforcing cross beams.

Equipment for each shelving bay:
4 flat flow beds above each other;
8 roller tracks per flow bed, 28 mm divisions;
3 standard dividing rails per flow bed.

Clear bay width 1,350 mm, clear channel width 310 mm, total width 1,470 mm, height 1,600 mm

Item	Total depth (mm)	Load capacity live storage level (kg)	Flow bed version	Order no.
K-GF-1350-1300-4-BG01	1,300	180	Flat	1008781
K-GF-1350-1700-4-BG01	1,700	270	Flat	1008782
additional flow beds				
K-DLR-1350-1300-BG01	1,300	180	Flat	1008783
K-DLR-1350-1700-BG01	1,700	270	Flat	1008784

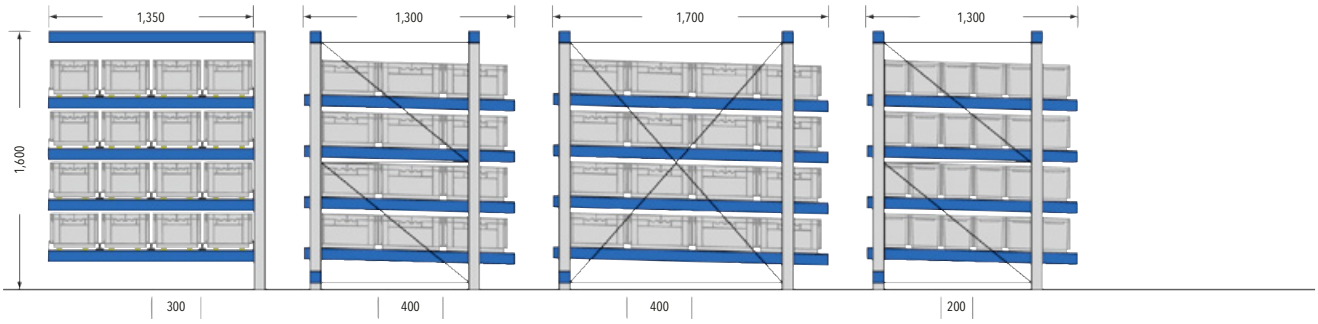

KDR complete shelving system – extension bays

Consisting of 1 frames and 3 reinforcing cross beams.

Equipment for each shelving bay:
4 tilted flow beds above each other;
8 roller tracks per flow bed, 28 mm divisions;
3 standard dividing rails per flow bed.

Clear bay width 1,350 mm, clear channel width 310 mm, total width 1,410 mm, height 1,600 mm

Item	Total depth (mm)	Load capacity live storage level (kg)	Flow bed version	Order no.
K-AF-1350-1300-4-BG01	1,300	180	Flat	1008785
K-AF-1350-1700-4-BG01	1,700	270	Flat	1008786
additional flow beds				
K-DLR-1350-1300-BG01	1,300	180	Flat	1008783
K-DLR-1350-1700-BG01	1,700	270	Flat	1008784

- **Flow bed, flat**
  angle adjustable in 6.25 mm steps
  depth adjustable in 25 mm steps,
  can also be used as a return level
- **Further heights**
  1,800/2,000/2,200/2,500 mm
  on request

KDR Live Storage Shelving With European Dimensions – Complete Shelving Units for Container Sizes 600 x 400 mm

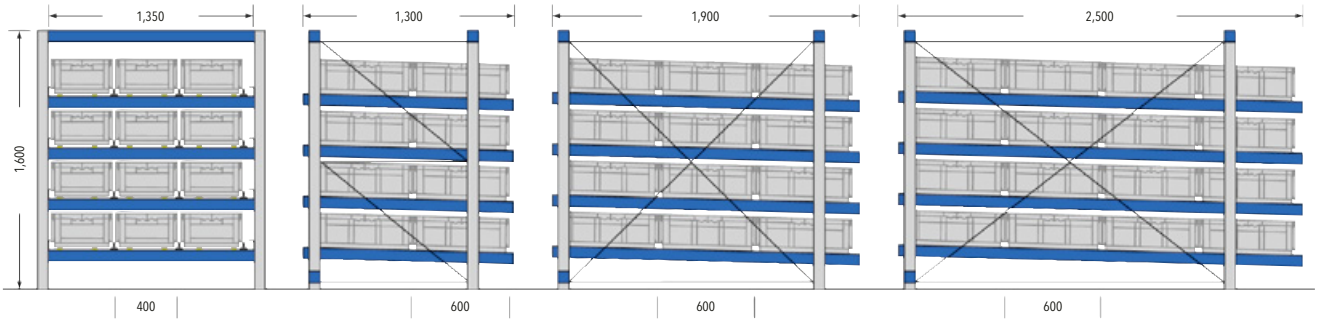

Clear bay width 1,350 mm, clear channel width 410 mm, total width 1,470 mm, height 1,600 mm

Item	Total depth (mm)	Load capacity live storage level (kg)	Flow bed version	Order no.
K-GF-1350-1300-4-BG02	1,300	180	Flat	1008787
K-GF-1350-1900-4-BG02	1,900	270	Flat	1008788
K-GF-1350-2500-4-BG02	2,500	360	Flat	1008789
additional flow beds				
K-DLR-1350-1300-BG02	1,300	180	Flat	1008790
K-DLR-1350-1900-BG02	1,900	270	Flat	1008791
K-DLR-1350-2500-BG02	2,500	360	Flat	1008792

KDR complete shelving system – starter bays

Consisting of 2 frames and 3 reinforcing cross beams.

Equipment for each shelving bay:
4 tilted flow beds above each other;
6 roller tracks per flow bed, 28 mm divisions;
3 standard dividing rails per flow bed.

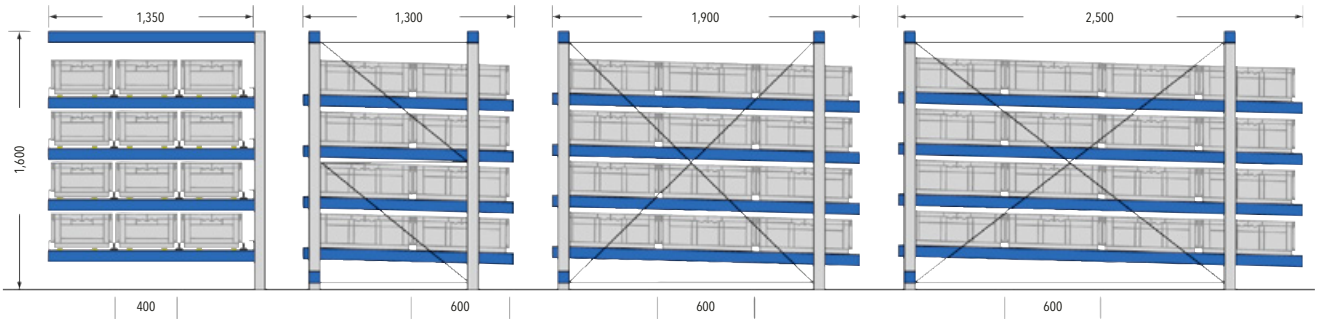

Clear bay width 1,350 mm, clear channel width 410 mm, total width 1,410 mm, height 1,600 mm

Item	Total depth (mm)	Load capacity live storage level (kg)	Flow bed version	Order no.
K-AF-1350-1300-4-BG02	1,300	180	Flat	1008793
K-AF-1350-1900-4-BG02	1,900	270	Flat	1008794
K-AF-1350-2500-4-BG02	2,500	360	Flat	1008795
additional flow beds				
K-DLR-1350-1300-BG02	1,300	180	Flat	1008790
K-DLR-1350-1900-BG02	1,900	270	Flat	1008791
K-DLR-1350-2500-BG02	2,500	360	Flat	1008792

KDR complete shelving system – extension bays

Consisting of 1 frames and 3 reinforcing cross beams.

Equipment for each shelving bay:
4 tilted flow beds above each other;
6 roller tracks per flow bed, 28 mm divisions;
3 standard dividing rails per flow bed.

System Components

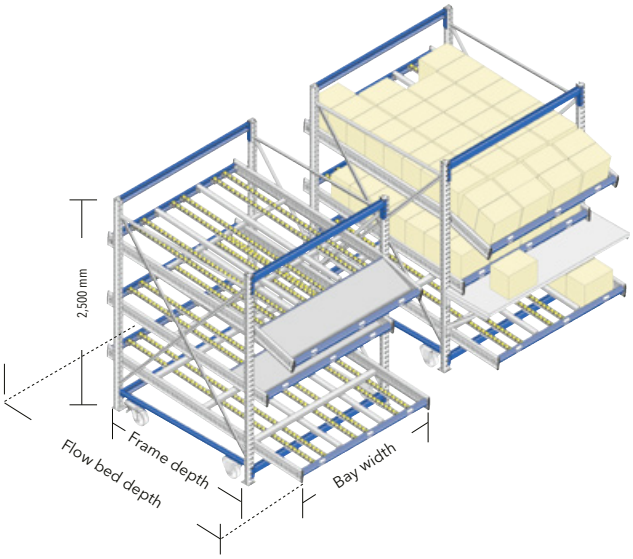

End caps

High-quality black plastic.
Attached to the rack uprights as an end piece.

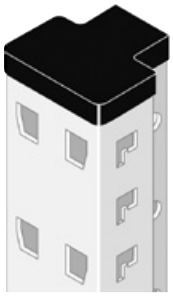

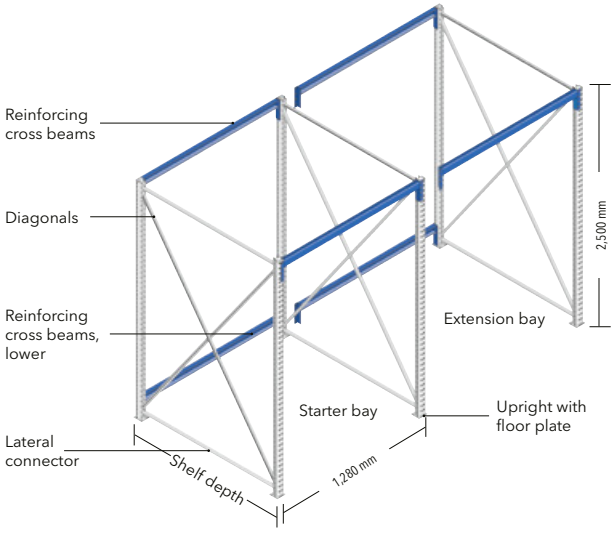

Starter and extension bays

Starter bays consisting of 2 frames and 3 horizontal beams; extension bays consisting of 1 frame and 3 horizontal beams.

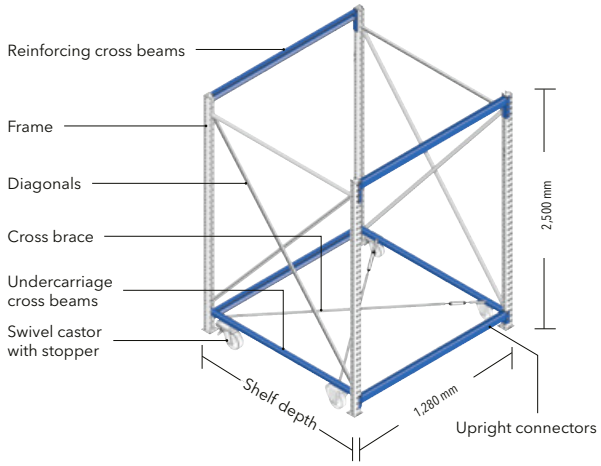

Starter bay with undercarriage

Consisting of 2 frames and 2 cross beams, 2 upright connectors, 2 undercarriage cross beam, 1 cross brace, 2 fixed and 2 swivel castors with stoppers. Load capacity per rack bay with undercarriage max. 1,600 kg.

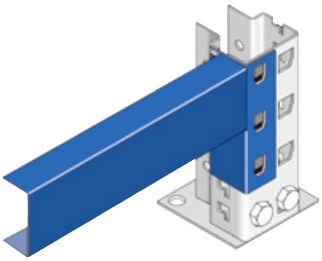

Reinforcing cross beam (U-profile) for upright profiles P 63, P 65 and P 73

Reinforcing cross beams and uprights form a separate unit. This separates the supporting shelving construction from the live storage levels. As a consequence, a level can be adjusted without having to first storage empty the entire shelving.

The cross beams only serve to reinforce the rack construction and are not intended for storing pallets. Additional reinforcing cross beams are fitted at the rear in accordance with the static requirements.

Surface finish: Gentian Blue, RAL 5010.

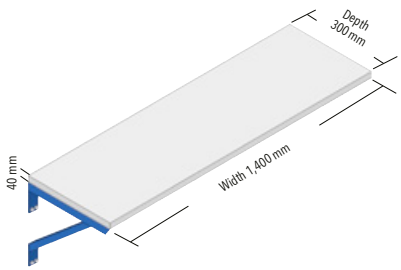

Work table

For pre-assembly or storage. 2 cantilever supports and 1 multiplex board, 40 mm thick.

Cantilever surface finish: Gentian Blue, RAL 5010.

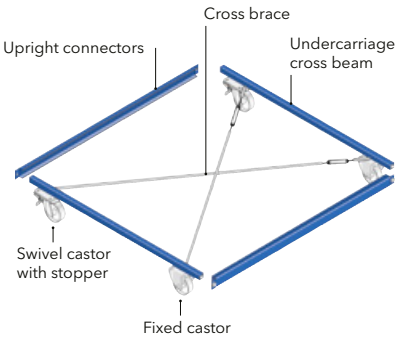

Undercarriage

Enables easy relocation of starter bays.

Equipped with 2 upright connectors, 2 undercarriage cross beam, 1 cross brace, 2 fixed castors and 2 swivel castors with stoppers.

Load capacity per shelving bay with undercarriage: max. 1,600 kg.

Surface finish: Gentian Blue, RAL 5010.

- Can be combined with existing pallet racking systems
- Shorter paths
- Time savings
- Better ergonomics and rapid access
- Clear product range
- Automatic resupply of goods
- First-in-First-out
- Separate supply and removal procedures

KDR Adapter Solutions for Pallet Racking Systems, Partition Strips

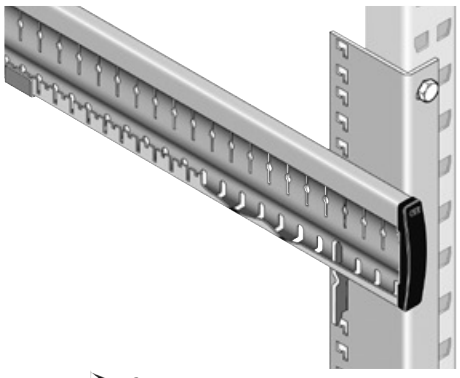

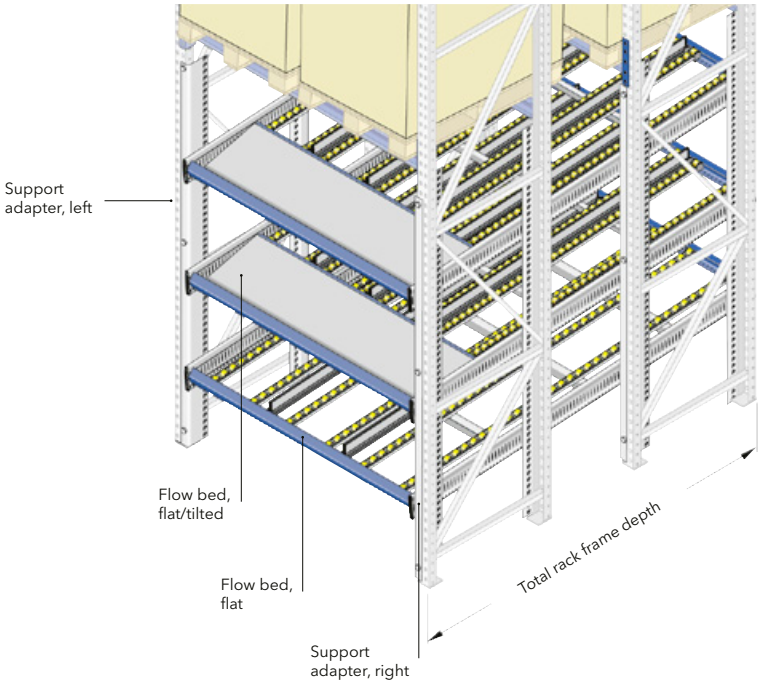

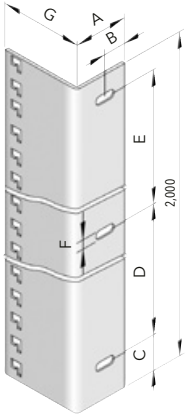

Support adapter

For fastening on rack uprights of existing pallet racking systems – PR 350 and third-party brands.
For quick and easy retrofitting with flow beds.

The profiles of the support adapters are individually adapted to the pallet racking uprights.

Article on request.

When submitting an inquiry, please specify the following dimensions and existing rack brand/type:

Dimensions	A (mm)	B (mm)	C (mm)	D (mm)	E (mm)	F (mm)	G (mm)

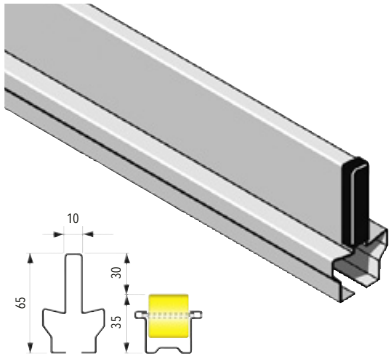

Standard dividing rails

Made of steel, prevent two stored items running next to each other from jamming. They can be adjusted in 5.0 mm steps and are equipped with protective plugs to prevent hand injuries.

Surface, galvanized.

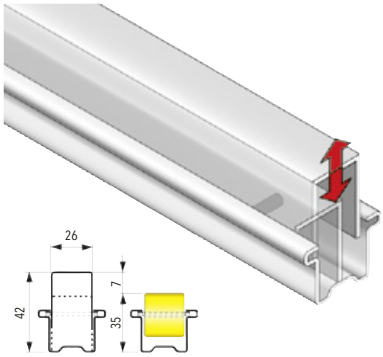

Recessed dividing rails

For the universal use of KLT containers.

Surface, galvanized

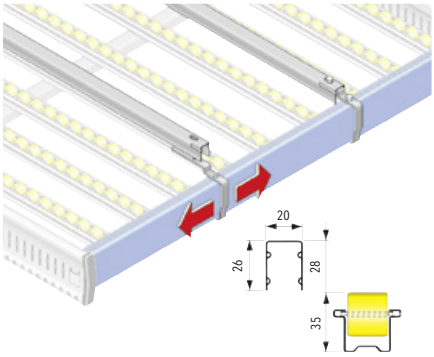

Multi dividing rails/clips

Multi dividing rails can be adjusted horizontally in 10 mm steps. Ideal in combination with a roller carpet for frequently changing storage goods.

Surface, galvanized

Further information about the KDR system

on request

KLT Flow Bed
With Recessed Dividing Rail

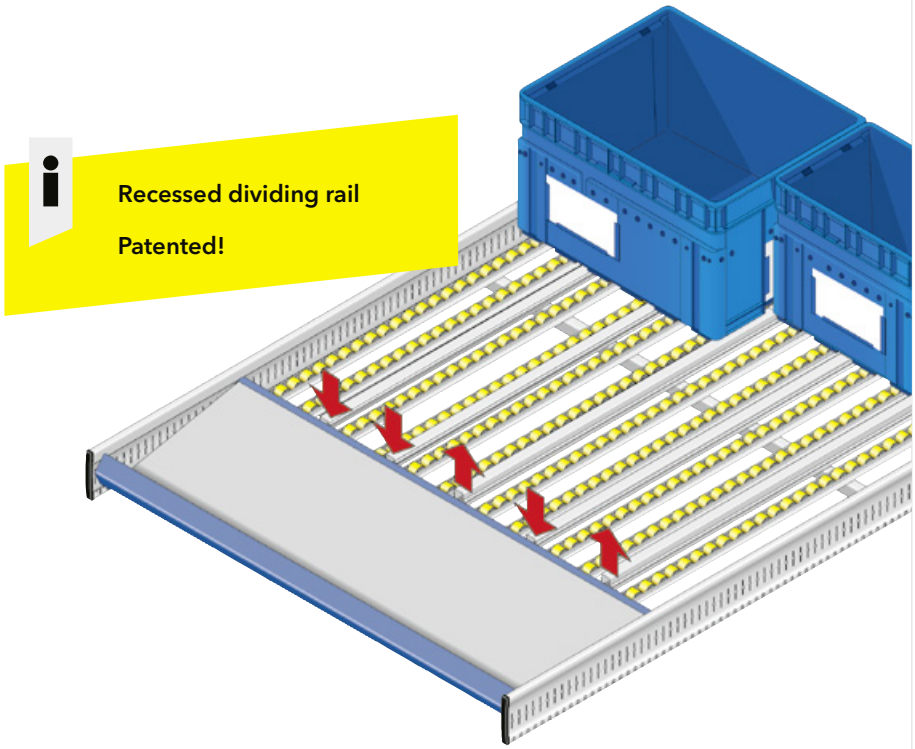

Example for clear bay width of 1,280 mm

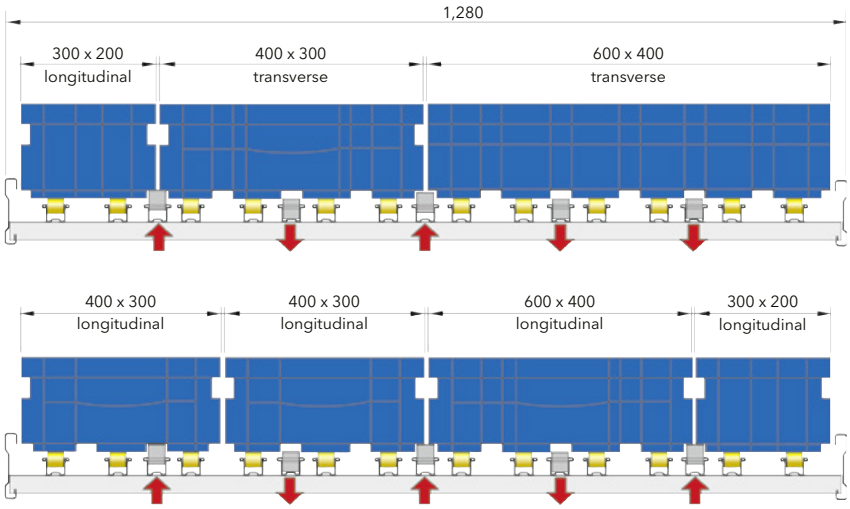

Retracting or extending the dividing rail enables containers with different dimensions to be mixed on one level

Beams

Gentian Blue RAL 5010

Galvanized

Frame
Glide rails
Brackets
Adapter

- **Always the right channel widths**
  for system containers with 200/400 mm or 300/600 mm standard dimensions through the use of partition strips that can be recessed quickly and without using tools. There is no need to move the partition or roller tracks
- **Harmonized rack dimensions**
  for all KLT container sizes
- **Easy assembly and adjustment using the bolt-free system**
- **Usable without conversion**
  as a conventional live storage shelving
- **Harmonized system profiles**
  prevent the container base from jamming
- **Gradient and height adjustment**
  in 6.25 mm steps
- **Without depth restriction**
  when adjusting the gripping curve
- **Flow bed with plug-in anti-lifting device**
- **Locking spreader for roller tracks**
- **Roller tracks**
  optionally with steel axle, 12 kg load capacity per roller

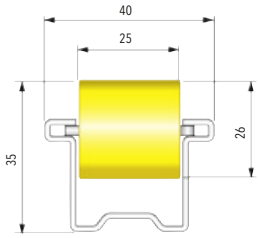

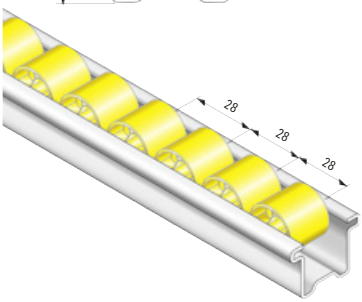

- **Recessed dividing rail**

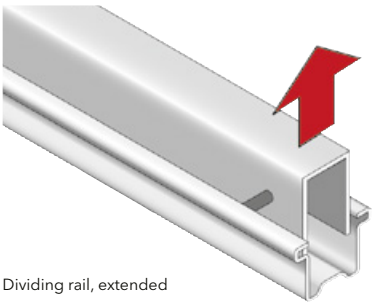

Dividing rail, extended

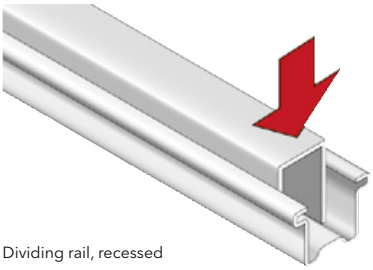

Dividing rail, recessed



- **Rigid rail profile**
  with spreading reinforcement made of galvanized sheet steel
- **Sturdy and durable rollers**
  made of high quality plastic, roller spacing 28 mm
- **Honeycomb-shaped roller reinforcing**
  for very good form stability and smooth conveying
- **High load capacity**
  5 kg per roller or 12 kg per roller for the version with a steel axle
- **Also usable in deep-freeze areas down to - 30° C**
- **Long service life**

Roller Tracks and Label Holders

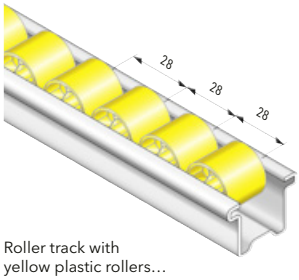

Roller track with yellow plastic rollers…

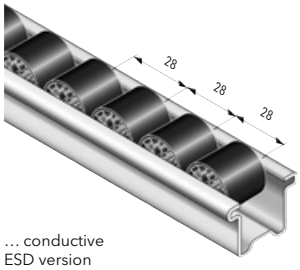

… conductive ESD version

Roller tracks

The roller load capacity is 5 kg for the version with a plastic axle and 12 kg for versions with a steel axle. The roller tracks are available in lengths from 195 to 6,495 mm in 25 mm steps.

We are happy to provide you with prices above 50 m on request.

Item	Version/ rollers with	Order no. Yellow	Yellow	Black ESD
K-R 28 K	Plastic axle	K-R28K	–	–
K-R 28 S	Steel axle	–	K-R28S	–
K-R 28 S-ESD	Steel axle	–	–	K-R28SESD

Item	Length (mm)	Order no.
K-EH-0880	780	1032671
K-EH-1080	980	1032688
K-EH-1280	1,180	1032701
K-EH-1350	1,250	1032706
K-EH-1800	1,700	1032740
K-EH-2200	2,100	1032760
K-EH-2700	2,600	1032784

Label holder

Self-adhesive plastic label holders, total height 33 mm (for label height 30 mm). Without label inserts.

Other versions available on request.

Flow Beds With Roller Tracks and Dividing Rails – Configuration Examples

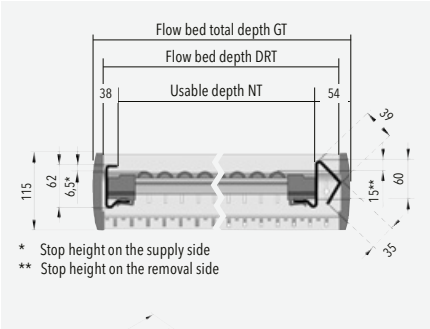

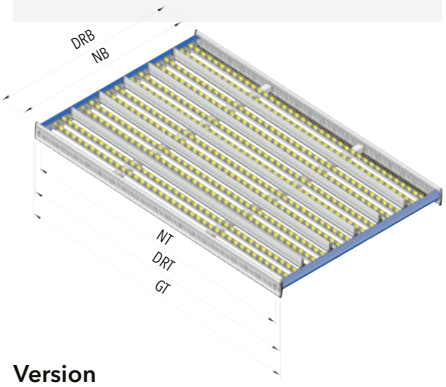

Version
Flat K-D

Equipped with 12 roller and 5 recessed dividing rails, including adjustment hooks.

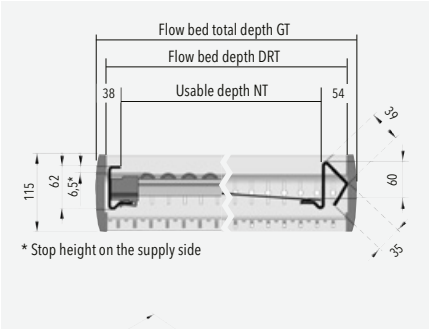

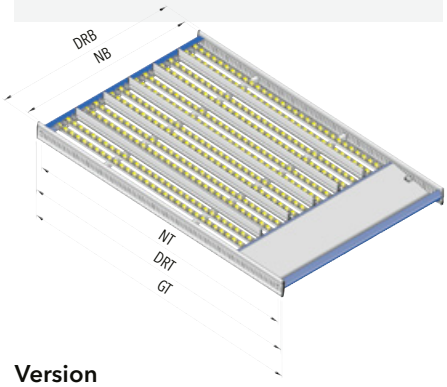

Version
Flat/tilted K-DGK

Equipped with 12 roller and 5 recessed dividing rails, including adjustment hooks.

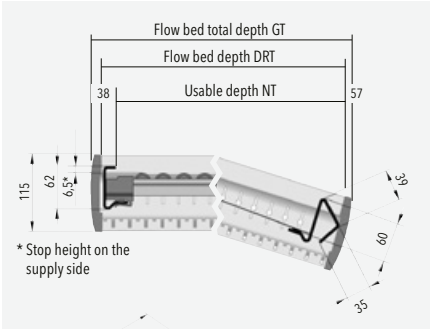

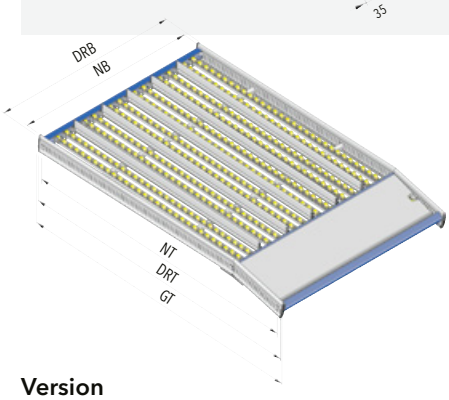

Version
Tilted K-DK (10° – 16°)

Equipped with 12 roller and 5 recessed dviding rails, including adjustment hooks.

SSI SCHAEFER – Comprehensive Solutions and Services for Your Intralogistics

Future-proof logistics solutions must fit seamlessly into your operational processes, be infinitely expandable, and adapt flexibly to new conditions. This requires experts who do not think in terms of individual solutions but in terms of systems.

At SSI SCHAEFER, a combination of this integrated system philosophy, our broad product portfolio and extensive services are the basis of our success.

Contents

- Customer Service & Support 4.0 page **F2**
- Rack safety inspection page **F4**

Customer Service & Support 4.0: The Future is Now

Digitalization is not only revolutionizing production and logistics but also subsequent business processes such as service and support. SSI SCHAEFER offers you a broad portfolio of services, which utilize state-of-the-art technologies such as augmented support or data-driven prevention. You convert your processes to Industry 4.0 – we assist you with Customer Service & Support 4.0. Our Service Account Managers serve as your central contact person for all service inquiries and also compile your tailored service package.

At SSI SCHAEFER, we understand that maximum availability and rapid reaction when service is required are critical to successfully operate a complex logistics system.

We are there for you and offer you competent support. We flexibly adapt our services to your needs and requirements – wherever and whenever you need them and for every scope.

Preventive Services:
Optimum system protection

SSI SCHAEFER carries out maintenance activities, inspections, safety inspections and system monitoring with qualified technicians. We also offer comprehensive trainings for the correct handling and maintenance of your system.

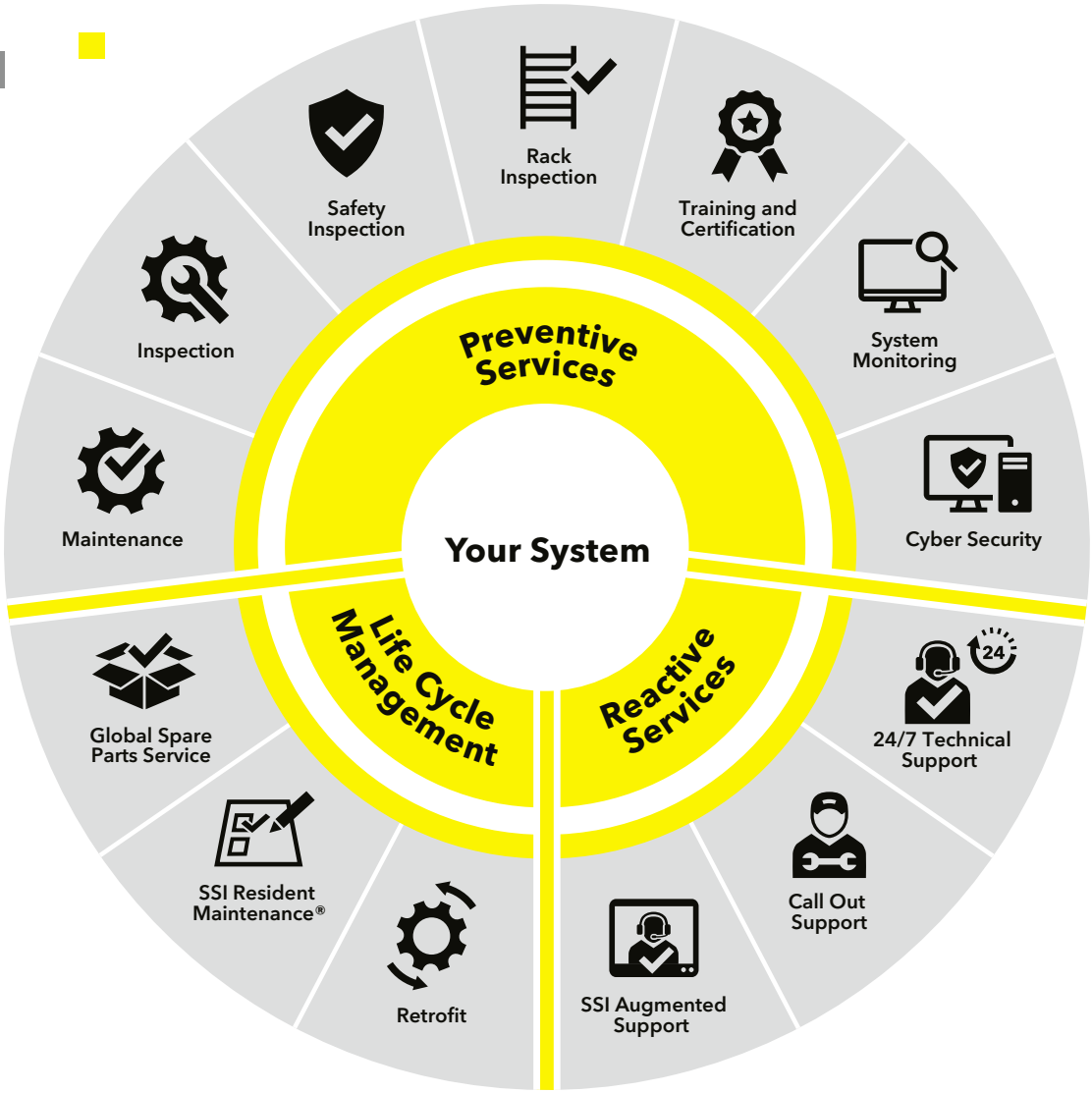

Life cycle management:
Service life extension

Extend the service life of your system with complete on-site service from our technicians, through modernization or expansion along with original spare parts from our web shop.

Reactive Services:
Rapid problem solving

If a fault occurs with your equipment or system, SSI SCHAEFER is there to support you with innovative solutions up to 24 hours a day and 365 days a year.

Mandatory Annual Inspection for Storage Facilities

Storage facilities and racking systems are work equipment. In terms of safety, this equipment has to be inspected regularly by a qualified person. The process of these expert inspections are defined in the standard DIN EN 15635.

Our certified and experienced rack inspectors dispose of the required expertise to perform such expert inspections.

Contact us! We will provide advice and support.

Manual and automated racking are subject to inspection


Verband für Lagertechnik und Betriebseinrichtungen
www.Verband-LB.de

Inspektionsprotokoll
Sichtprüfung nach den Verbandsvorgaben

Manual and automated racking are subject to inspection:

- Modular shelvings
- Pallet rackings
- Drive-in rackings
- Drive-through rackings
- Cantilever rackings
- Live storage shelvings
- On-line shelvings
- Mezzanines
- Mobile rackings
- Multi-tier facilities

VERBANDSGEPRÜFTER REGALINSPEKTEUR • APPROVED RACK INSPECTOR • Verband Lagertechnik Betriebseinrichtungen

ssi-schaefer.com

16-1-03-2
SCHAEFER

Notes

Equipped for the Future

Think Tomorrow.

More and more customers around the world trust SSI SCHAEFER when it comes to the future and efficiency of their intralogistics. You receive system solutions tailored to your specific needs for today's requirements and the challenges of the future from a single supplier and with combined IT power. Developed by specialists from all over the world who listen and who are only satisfied once you are.

ssi-schaefer.com

SSI SCHÄFER

Six reasons for choosing SSI SCHAEFER

- **Stability**
  As a financially independent family business, SSI SCHAEFER is committed to long-term solutions. You can trust that our team of experts will be there for you today, tomorrow and in years to come.

- **Efficiency**
  SSI SCHAEFER solutions are scalable and able to grow with your business. You can always upgrade or retrofit.

- **Quality**
  As a systems specialist and original equipment manufacturer, SSI SCHAEFER provides tailor-made and high-quality solutions from a single source, specifically designed to meet your challenges.

- **Reliability**
  Thanks to our worldwide Customer Service & Support network, SSI SCHAEFER ensures smooth operation of your system, both during and after installation.

- **Know-how**
  SSI SCHAEFER solutions are always up-to-date with the latest technological standards and can be easily integrated into an existing (IT) landscape.

- **Internationality**
  As a global organization, SSI SCHAEFER has local offices worldwide. With over 70 operative subsidiaries, our team of experts speak your language.

ssi-schaefer.com

HK_2023 EN © SSI SCHÄFER
Subject to technical changes to all products shown. Possible color deviations of the products from the original are due to printing technology. We assume no liability for printing errors.

SSI SCHÄFER